



2019 IHF Men's Junior (U21) World Championship

Pontevedra / Vigo (Spain)

Group C



Match Team Statistics

Match No. 55

Portugal 30 - 32 Croatia

(14 - 16) (16 - 16)

22.7.2019. 18:30

Attendance: 285

Pavillon Municipal de
Deportes de Pontevedra

Referees: Samir Krichen (TUN) / Samir Makhlouf (TUN)

Portugal

Players		Goals / shots										Attack					Def.			Penalties			TP		
#	Surname and name	S	Tot.	%	9m	6m	Wing	7m	FB	Brk.	LD	As.	PC	E7	E2	TF	St.	C7	Blk	YC	2m	R	B		
1	VALERIO Diogo	S																							40:49
4	PEREIRA Francisco																	1							16:27
8	TEIXEIRA Fabio		1/1	100						1/1															17:47
10	VIEIRA Goncalo	S	4/8	50	2/4	0/1				2/3		5			1	3									36:56
12	GASPAR Manuel																								17:07
19	FRADE Luis	S	4/6	67		4/6																		2	46:59
23	REIS Nuno	S																							0:30
24	SILVA Diogo	S	8/12	67	2/6			4/4		2/2		1	3		1	4			1						43:33
25	GOMES Andre	S	5/8	63	4/6					1/2			1	4	2	3									54:42
27	SILVA Francisco																								
28	PINTO Miguel																								
30	FERNANDES Leonel		2/2	100			2/2																		40:22
34	MONTEIRO Jenilson	S	3/4	75			2/3			1/1			1	2											56:55
55	LOUREIRO Pedro																								
74	RIBERIO Ruben		2/3	67	2/3							3	1			2									38:39
80	SOARES Valter		1/1	100		1/1																			9:14
	Team / bench																								
	UKUPNO		30/45	67	10/19	5/8	4/5	4/4	0/0	7/9	0/0	9	6	6	4	12	0	1	1	0	3	0	0		

Goalkeepers		Saves / shots									
#	Surname and name	Tot.	%	9m	6m	Wing	7m	FB	Brk.	LD	
1	VALERIO Diogo	9/34	26	2/17	0/2	2/4	1/1	0/5	4/5		
12	GASPAR Manuel	3/10	30	2/6	1/3				0/1		
	TOTAL	12/44	27	4/23	1/5	2/4	1/1	0/5	4/6	0/0	

Coach: Ricardo Santos

Number of attacks: 53, Efficiency: 57%, Average Duration: 35.1 seconds

Attack by type of defense

	Shots	9m	6m	Wing	TF	E7	E2
On def. 6-0	26/41	10/19	5/8	4/5	12	5	4
Fastbreak	0/0				0	1	0

Attack with goalkeeper out

	Attack				Reaction		
	Att.	Eff.	Shots	TF	FB	LD	Tot.
GK out (7 on 6)	1	0%	0/0	1	0/0	0/0	0/0
GK in	52	58%	30/45	11	5/5	0/0	5/5

GK out attack is counted if one part or whole attack was GK out

Attack with player superiority/minority

	Attack				Reaction		
	Att.	Eff.	Shots	TF	FB	LD	Tot.
Superiority +1	10	50%	5/8	3	0/0	0/0	0/0
Normal	29	59%	17/22	8	4/4	0/0	4/4
Minority -1	3	67%	2/4	0	0/0	0/0	0/0
Minority -2	1	100%	1/1	0	0/0	0/0	0/0

Player superiority counted at the end of attack (in case it changes during attack)

Defense by type

	Total	9m	6m	Wing	Stl.	C7	2m
Def. 6-0	10/17	7/9	2/2	1/3	0	1	2
Def. 3-2-1	6/8	5/5	0/0	1/2	0	0	1
Def. 3-3	10/16	6/10	2/3	0/0	0	0	0
Fastbreak	5/5				0	0	0

Defense with opponent goalkeeper out

	Attack				Reaction		
	Att.	Eff.	Shots	TF	FB	LD	Tot.
GK out (7 on 6)	3	100%	3/3	0	0/0	0/0	0/0
GK in	50	58%	29/45	8	0/0	0/0	0/0

Defense with player superiority/minority

	Attack				Reaction		
	Att.	Eff.	Shots	TF	FB	LD	Tot.
Minority -1	5	80%	4/7	0	0/0	0/0	0/0
Normal	31	58%	18/27	5	0/0	0/0	0/0
Superiority +1	7	57%	4/5	2	0/0	0/0	0/0

Jersey number Tot. Total shooting 6m 6m (line) shooting 9m 9m shooting Wng. Wing shooting FB Fastbreak sh. 7m 7m penalty sh.
Brk. Breakthrough sh. LD Long distance sh. As. Assists PC Pass clear chance E7 Earned 7m pen. TF Technical faults St. Steals
2m 2m punishments C7 Committed 7m E2 Earned 2m pun. YC Yellow cards R/B Red/Blue cards Blk. Blocks S Starting Line-up



2019 IHF Men's Junior (U21) World Championship

Pontevedra / Vigo (Spain)

Group C



Match Team Statistics

Match No. 55

Portugal 30 - 32 Croatia

(14 - 16) (16 - 16)

22.7.2019. 18:30

Attendance: 285

Pavillon Municipal de
Deportes de Pontevedra

Referees: Samir Krichen (TUN) / Samir Makhoulf (TUN)

Shot distribution by player

4 F. Pereira

8 F. Teixeira

		1/1

10 G. Vieira

1/1		1/1
1/1		1/1

1 post 1 miss.

19 L. Frade

1/1	1/1	2/2

23 N. Reis

24 D. Silva

2/2		
1/1		1/1
1/1		3/3

1 post 1 block

25 A. Gomes

		1/1
4/4		

1 miss. 1 block

27 F. Silva

28 M. Pinto

30 L. Fernandes

		1/1

1/1 lob

34 J. Monteiro

		1/1
1/1		

1/1 lob

55 P. Loureiro

74 R. Ribeiro

		1/1
		1/1

80 V. Soares

	1/1	

TOTAL

3/3		4/4
2/2	1/1	2/2
7/7	1/1	8/8

2 post 2 miss. 2 block 2/2 lob

Saves distribution goalkeepers

1 D. Valerio

0/4	0/1	0/5
0/1		0/3
0/5	0/1	0/5

12 M. Gaspar

0/2		0/1
		0/1
0/1	0/1	0/1

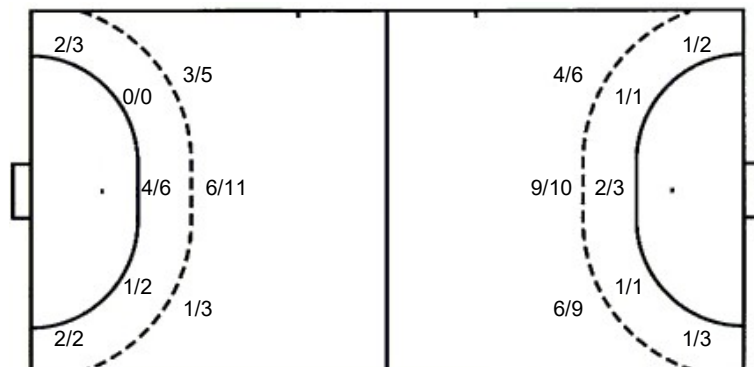
TOTAL

0/6	0/1	0/6
0/1		0/4
0/6	0/2	0/6

Shots by position

ATTACK

DEFENSE



7m penalties 4/4
Fastbreak 0/0
Breakthrough 7/9
Long dist. 0/0

7m penalties 0/1
Fastbreak 5/5
Breakthrough 2/7
Long dist. 0/0

Shooting statistics

Position	Goals	Sav.	Miss.	Post	Blk.	Total	%
Back (9m)	10	5	0	2	2	19	53
Line (6m)	5	3	0	0	0	8	63
Wing	4	1	0	0	0	5	80
7m penalties	4	0	0	0	0	4	100
Fastbreak	0	0	0	0	0	0	0
Breakthrough	7	0	2	0	0	9	78
Total	30	9	2	2	2	45	67



2019 IHF Men's Junior (U21) World Championship

Pontevedra / Vigo (Spain)

Group C



Match Team Statistics

Match No. 55

Portugal 30 - 32 Croatia

(14 - 16) (16 - 16)

22.7.2019. 18:30

Attendance: 285

Pavillon Municipal de
Deportes de Pontevedra

Referees: Samir Krichen (TUN) / Samir Makhoulf (TUN)

Croatia

Players		Goals / shots									Attack					Def.			Penalties			TP			
#	Surname and name	S	Tot.	%	9m	6m	Wing	7m	FB	Brk.	LD	As.	PC	E7	E2	TF	St.	C7	Blk	YC	2m	R	B		
1	ERES Ivan	S																							52:01
4	MALEC Lovro		0/1	0			0/1																		23:41
5	MILETA Fran	S	3/5	60			1/2	0/1	2/2																33:07
6	NOVAK Dominik																								1:37
9	GODEC Karlo																	1							10:00
13	VISTOROP Filip	S	7/12	58	5/6	2/2				0/4						1									44:40
14	MARTINOVIĆ Ivan	S	7/10	70	6/9					1/1		3	2		1	4	1	1						1	41:48
16	PERIĆ Filip		0/1	0		0/1																			5:19
17	ŠPRUK Tomislav	S	3/4	75			1/2		2/2								1	1						2	54:45
18	MILIČEVIĆ Adrian		2/2	100		2/2									1										32:29
19	SRNA Zvonimir																								
20	VEKIĆ Josip	S																	1						31:41
21	RAČIĆ Marko																								7:18
22	PAPIĆ Daniel																	1						2	21:34
25	ŠARAC Josip	S	9/12	75	7/9				1/1	1/2		2		1	2	2	1								45:35
45	JAGANJAC Halil		1/1	100	1/1																				14:25
	Team / bench																								
	UKUPNO		32/48	67	19/25	4/5	2/5	0/1	5/5	2/7	0/0	5	2	1	3	8	3	4	1	0	5	0	0		

Goalkeepers		Saves / shots								
#	Surname and name	Tot.	%	9m	6m	Wing	7m	FB	Brk.	LD
1	EREŠ Ivan	9/33	27	5/12	3/8	1/4	0/2		0/7	
16	PERIĆ Filip	0/6	0	0/3		0/1	0/2			
	TOTAL	9/39	23	5/15	3/8	1/5	0/4	0/0	0/7	0/0

Coach: Davor Dominikovic

Number of attacks: 53, Efficiency: 60%, Average Duration: 32.8 seconds

Attack by type of defense

	Shots	9m	6m	Wing	TF	E7	E2
On def. 6-0	10/17	7/9	2/2	1/3	6	1	2
On def. 3-2-1	6/8	5/5	0/0	1/2	0	0	1
On def. 3-3	10/16	6/10	2/3	0/0	2	0	0
Fastbreak	5/5				0	0	0

Defense by type

	Total	9m	6m	Wing	Stl.	C7	2m
Def. 6-0	26/41	10/19	5/8	4/5	2	4	5
Def. 3-2-1	0/0	0/0	0/0	0/0	1	0	0
Fastbreak	0/0				0	0	0

Attack with goalkeeper out

	Attack				Reaction		
	Att.	Eff.	Shots	TF	FB	LD	Tot.
GK out (7 on 6)	3	100%	3/3	0	0/0	0/0	0/0
GK in	50	58%	29/45	8	0/0	0/0	0/0

GK out attack is counted if one part or whole attack was GK out

Attack with player superiority/minority

	Attack				Reaction		
	Att.	Eff.	Shots	TF	FB	LD	Tot.
Superiority +1	5	80%	4/7	0	0/0	0/0	0/0
Normal	31	58%	18/27	5	0/0	0/0	0/0
Minority -1	7	57%	4/5	2	0/0	0/0	0/0

Player superiority counted at the end of attack (in case it changes during attack)

Defense with opponent goalkeeper out

	Attack				Reaction		
	Att.	Eff.	Shots	TF	FB	LD	Tot.
GK out pl. super.	0	0%	0/0	0	0/0	0/0	0/0
GK in	52	58%	30/45	11	5/5	0/0	5/5

Defense with player superiority/minority

	Attack				Reaction		
	Att.	Eff.	Shots	TF	FB	LD	Tot.
Minority -1	10	50%	5/8	3	0/0	0/0	0/0
Normal	29	59%	17/22	8	4/4	0/0	4/4
Superiority +1	3	67%	2/4	0	0/0	0/0	0/0
Superiority +2	1	100%	1/1	0	0/0	0/0	0/0

Jersey number Tot. Total shooting 6m 6m (line) shooting 9m 9m shooting Wng. Wing shooting FB Fastbreak sh. 7m 7m penalty sh.
 Brk. Breakthrough sh. LD Long distance sh. As. Assists PC Pass clear chance E7 Earned 7m pen. TF Technical faults St. Steals
 2m 2m punishments C7 Committed 7m E2 Earned 2m pun. YC. Yellow cards R/B Red/Blue cards Blk. Blocks S Starting Line-up



2019 IHF Men's Junior (U21) World Championship

Pontevedra / Vigo (Spain)

Group C



Match Team Statistics

Match No. 55

Portugal 30 - 32 Croatia

(14 - 16) (16 - 16)

22.7.2019. 18:30

Attendance: 285

Pavillon Municipal de
Deportes de Pontevedra

Referees: Samir Krichen (TUN) / Samir Makhoulf (TUN)

Shot distribution by player

4 L. Malec

1 post

5 F. Mileta

1/1		2/2

6 D. Novak

9 K. Godec

13 F. Vistorop

2/2		2/2
		1/1
		2/2

1 post

14 I. Martinović

1/1		3/3
2/2	1/1	

17 T. Špruk

		1/1
		1/1
		1/1

18 A. Miličević

	1/1	
		1/1

19 Z. Srna

20 J. Vekić

21 M. Račić

22 D. Papić

25 J. Šarac

3/3		
1/1		2/2
3/3		

1 miss. 1 block

45 H. Jaganjac

	1/1	

TOTAL

6/6	1/1	6/6
1/1		4/4
6/6	2/2	6/6

2 post 1 miss. 1 block

Saves distribution goalkeepers

1 I. Ereš

0/2		0/4
0/2	0/1	0/2
0/5	0/1	0/6

16 F. Perić

0/1		
0/2		0/2

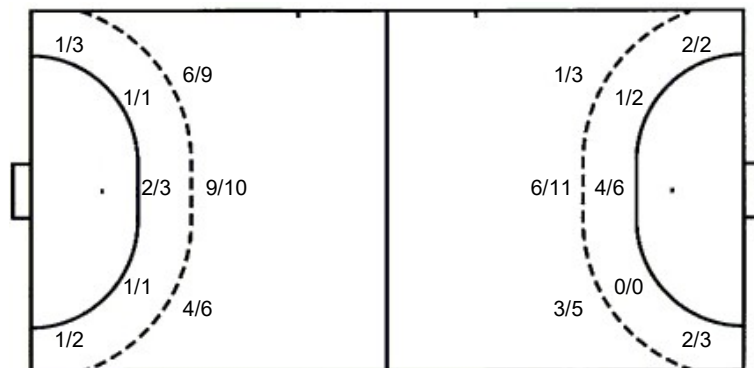
TOTAL

0/3		0/4
0/2	0/1	0/2
0/7	0/1	0/8

Shots by position

ATTACK

DEFENSE



7m penalties	0/1
Fastbreak	5/5
Breakthrough	2/7
Long dist.	0/0

7m penalties	4/4
Fastbreak	0/0
Breakthrough	7/9
Long dist.	0/0

Shooting statistics

Position	Goals	Sav.	Miss.	Post	Blk.	Total	%
Back (9m)	19	4	0	1	1	25	76
Line (6m)	4	1	0	0	0	5	80
Wing	2	2	0	1	0	5	40
7m penalties	0	1	0	0	0	1	0
Fastbreak	5	0	0	0	0	5	100
Breakthrough	2	4	1	0	0	7	29
Total	32	12	1	2	1	48	67



2019 IHF Men's Junior (U21) World Championship

Pontevedra / Vigo (Spain)

Group C



Match Team Statistics

Match No. 55

Portugal 30 - 32 Croatia

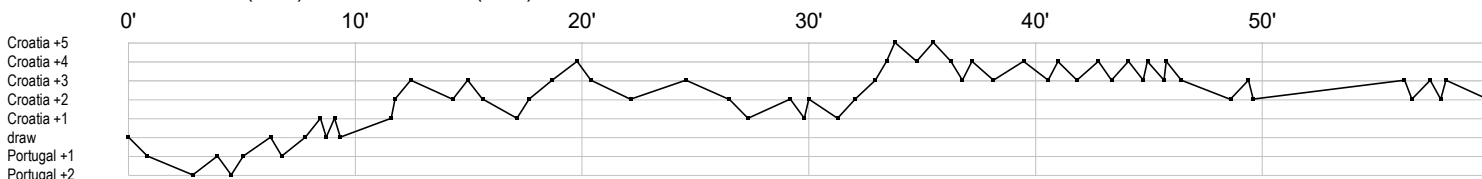
(14 - 16) (16 - 16)

22.7.2019. 18:30

Attendance: 285

Pavillon Municipal de
Deportes de Pontevedra

Referees: Samir Krichen (TUN) / Samir Makhlouf (TUN)



Portugal

1 Valerio D	s s r sr r r r r	rrr ss r r r r	s r s r r s r r r r	r r	
4 Pereira F			2c		
8 Teixeira F			g		
10 Vieira G	f f a	g a t	f f t g a	g a g	a i t f
12 Gaspar M					r r r r s s r r r s
19 Frade L	f g g		g	g 2	f 2
23 Reis N					
24 Silva D	g g f f a t g	t t	pg p f	ig	g p xg f t
25 Gomes A	ee f g	ie f g		f t t g g g e	p t i
27 Silva F					
28 Pinto M					
30 Fernandes L			g	g	
34 Monteiro J		g ee g		f g	p
55 Loureiro P					
74 Riberio R	p	t	g f	a	a g
80 Soares V					g

Croatia

1 Ereš I	r s r s r s r r r	r r r	sr	r r s r	r s sr r r r	r	r	r s	r sr
4 Malec L					f				
5 Mileta F	f	g g	g	f					
6 Novak D									
9 Godec K								c	
13 Vistorop F	f f g g	g	t		f g f	g g f g			
14 Martinović I	c p t g	a b	a f t g a	f t	g g i pg	g	t f 2 g		
16 Perić F			r			r r r r	r f		
17 Špruk T		g b f	2c		g	g 2			
18 Miličević A		g	g				t		
19 Sma Z									
20 Vekić J	x								
21 Račić M									
22 Papić D		2c					2		
25 Šarac J		g t a	g	ei g t	g g g bg		f fgi a g		
45 Jaganjac H						g			

In game	g Goal scored	f Missed shot	a Assist	t Technical faults	b Steal
2 2min suspension	e Earned 7m	c Committed 7m	y Yellow card	r Red Card	k Blue card
i Earned 2min.	x Block	4 4min suspension	p Pass for clear chance	s Saved shot	r Received goal