



2019 IHF Men's Junior (U21) World Championship

Pontevedra / Vigo (Spain)

Eighth final



Match Team Statistics

Match No. 64

Norway 29 - 28 Brasil

(12 - 13) (17 - 15)

24.7.2019. 16:30

Attendance: 310

Pavillon Municipal de

Deportes

Referees: Samir Krichen (TUN) / Samir Makhlouf (TUN)

Norway

#	Surname and name	S	Goals / shots								Attack					Def.			Penalties			TP				
			Tot.	%	9m	6m	Wing	7m	FB	Brk.	LD	As.	PC	E7	E2	TF	St.	C7	Blk	YC	2m		R	B		
1	HAUG Robin Paulsen	S																							40:04	
2	NAERLAND Ole	S	2/4	50		2/4									2						1				1	46:33
3	LUNDE Felix Abrahamsen																									
4	SIMONSEN Sander Lovlie		1/2	50				0/1			1/1										1					23:30
8	HELDAL Sindre	S	1/2	50				0/1			1/1										1					19:13
9	HAUGSENG Rassin	S	1/5	20		0/1				0/1	1/1	0/2									1				1	32:22
10	HAUGSENG Tord		2/6	33	2/6									3							2			2		34:16
11	HAUGSENG Andreas Horst	S	5/8	63	3/6									3	3						3				1	44:14
12	IMSGARD Emil Kheri																									4:00
13	LODE Tord Aksnes		7/7	100				4/4			3/3			1										1		37:21
14	PETTERSEN Simen Holand		2/8	25	1/6						1/2										3					16:04
19	BOILESEN Thomas Horneland	S	3/7	43	1/3					1/1	1/3			5	3					1	3				1	34:56
20	STORBUGT August																									
24	RONNINGEN Vetle	S												1										1	1	46:28
26	MITROVIC Alexander																									
77	SEIME Leander Myklebust		5/7	71				5/7																	1	40:59
	Team / bench																								1	
	UKUPNO		29/56	52	7/22	2/4	9/14	0/0	7/7	4/9	0/0			15	6	0	1	13	1	6	1	1	1	7	1	0

#	Surname and name	Saves / shots								
		Tot.	%	9m	6m	Wing	7m	FB	Brk.	LD
1	HAUG Robin Paulsen	12/31	39	7/8	1/1	0/6	1/6	0/2	3/8	
12	IMSGARD Emil Kheri	3/5	60		1/1				1/3	1/1
	TOTAL	15/36	42	7/8	2/2	0/6	1/6	0/2	4/11	1/1

Coach: Joar Gjerde

Number of attacks: 63, Efficiency: 46%, Average Duration: 25.9 seconds

Attack by type of defense

	Shots	9m	6m	Wing	TF	E7	E2
On def. 6-0	1/2	0/1	0/0	1/1	1	0	1
On def. 5-1	7/14	4/9	0/0	2/3	3	0	0
On def. 4-2	0/0	0/0	0/0	0/0	1	0	0
On def. 3-2-1	14/33	3/12	2/4	6/10	8	0	0
Fastbreak	7/7				0	0	0

Defense by type

	Total	9m	6m	Wing	Stl.	C7	2m
Def. 6-0	14/33	1/12	0/3	6/6	1	6	4
Def. 5-1	0/1	0/1	0/0	0/0	0	0	1
Def. 3-2-1	0/0	0/0	0/0	0/0	0	0	2
Def. press.	0/0	0/0	0/0	0/0	0	0	0
Fastbreak	5/5				0	0	0

Attack with goalkeeper out

	Attack				Reaction		
	Att.	Eff.	Shots	TF	FB	LD	Tot.
GK out (7 on 6)	10	40%	4/9	2	1/1	0/1	1/2
GK out pl. minority	4	25%	1/3	3	0/0	1/1	1/1
GK in	49	49%	24/44	8	4/4	3/4	7/8

GK out attack is counted if one part or whole attack was GK out

Defense with opponent goalkeeper out

	Attack				Reaction		
	Att.	Eff.	Shots	TF	FB	LD	Tot.
GK out (7 on 6)	2	0%	0/1	1	1/1	0/0	1/1
GK in	59	47%	28/49	10	6/6	0/0	6/6

Attack with player superiority/minority

	Attack				Reaction		
	Att.	Eff.	Shots	TF	FB	LD	Tot.
Superiority +1	8	38%	3/6	1	1/1	0/0	1/1
Normal	36	53%	19/34	6	1/1	3/5	4/6
Minority -1	14	36%	5/12	4	3/3	1/1	4/4
Minority -2	2	0%	0/2	1	0/0	0/0	0/0

Player superiority counted at the end of attack (in case it changes during attack)

Defense with player superiority/minority

	Attack				Reaction		
	Att.	Eff.	Shots	TF	FB	LD	Tot.
Minority -2	1	0%	0/1	0	0/0	0/0	0/0
Minority -1	17	65%	11/15	2	0/0	0/0	0/0
Normal	33	45%	15/28	6	6/6	0/0	6/6
Superiority +1	6	17%	1/5	0	1/1	0/0	1/1
Superiority +2	1	0%	0/0	1	0/0	0/0	0/0

Jersey number Tot. Total shooting 6m 6m (line) shooting 9m 9m shooting Wng. Wing shooting FB Fastbreak sh. 7m 7m penalty sh.
 Brk. Breakthrough sh. LD Long distance sh. As. Assists PC Pass clear chance E7 Earned 7m pen. TF Technical faults St. Steals
 2m 2m punishments C7 Committed 7m E2 Earned 2m pun. YC Yellow cards R/B Red/Blue cards Blk. Blocks S Starting Line-up



2019 IHF Men's Junior (U21) World Championship

Pontevedra / Vigo (Spain)

Eighth final



Match Team Statistics

Match No. 64

Norway 29 - 28 Brasil

(12 - 13) (17 - 15)

24.7.2019. 16:30

Attendance: 310

Pavillon Municipal de

Deportes

Referees: Samir Krichen (TUN) / Samir Makhlof (TUN)

Shot distribution by player

2 O. Naerland

		2/2

1 post

3 F. Lunde

4 S. Simonsen

		1/1

1 miss.

8 S. Heldal

		1/1

9 R. Haugseng

		1/1

1 miss. 1 block

10 T. Haugseng

1/1		

3 block

11 A. Haugseng

1/1		1/1
		1/1
1/1		1/1

1 post 1 block

13 T. Lode

3/3		1/1
		1/1

2/2 lob

14 S. Pettersen

		1/1
1/1		

1 post 1 block

19 T. Bolesen

1/1		
1/1	1/1	

1 post

20 A. Storbugt

24 V. Ronningen

26 A. Mitrovic

77 L. Seime

1/1	1/1	
		2/2
		1/1

1 post

TOTAL

6/6	1/1	4/4
1/1		4/4
4/4	1/1	6/6

5 post 2 miss. 6 block 2/2 lob

Saves distribution goalkeepers

1 R. Haug

0/2		0/3
	0/6	
0/7	0/1	0/7

12 E. Imsgard

		0/1
		0/1

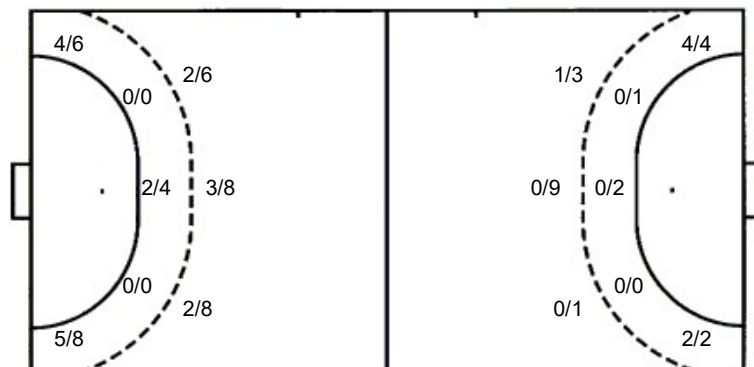
TOTAL

0/2		0/4
	0/6	
0/7	0/1	0/8

Shots by position

ATTACK

DEFENSE



7m penalties 0/0
Fastbreak 7/7
Breakthrough 4/9
Long dist. 0/0

7m penalties 5/6
Fastbreak 5/5
Breakthrough 7/12
Long dist. 4/6

Shooting statistics

Position	Goals	Sav.	Miss.	Post	Blk.	Total	%
Back (9m)	7	7	0	2	6	22	32
Line (6m)	2	1	0	1	0	4	50
Wing	9	2	2	1	0	14	64
7m penalties	0	0	0	0	0	0	0
Fastbreak	7	0	0	0	0	7	100
Breakthrough	4	4	0	1	0	9	44
Total	29	14	2	5	6	56	52

Jersey number Tot. Total shooting 6m 6m (line) shooting 9m 9m shooting Wng. Wing shooting FB Fastbreak sh. 7m 7m penalty sh.
Brk. Breakthrough sh. LD Long distance sh. As. Assists PC Pass clear chance E7 Earned 7m pen. TF Technical faults St. Steals
2m 2m punishments C7. Committed 7m E2 Earned 2m pun. YC. Yellow cards R/B Red/Blue cards Blk. Blocks S Starting Line-up



2019 IHF Men's Junior (U21) World Championship

Pontevedra / Vigo (Spain)

Eighth final



Match Team Statistics

Match No. 64

Norway 29 - 28 Brasil

(12 - 13) (17 - 15)

24.7.2019. 16:30

Attendance: 310

Pavillon Municipal de
Deportes

Referees: Samir Krichen (TUN) / Samir Makhoulouf (TUN)

Brasil

#	Surname and name	S	Goals / shots									Attack				Def.			Penalties			TP										
			Tot.	%	9m	6m	Wing	7m	FB	Brk.	LD	As.	PC	E7	E2	TF	St.	C7	Blk	YC	2m		R	B								
2	OLIVIERA Edney														1																21:52	
3	BRAGA Marcos		0/1	0	0/1																										1:22	
6	SOUZA Guilherme		3/5	60	0/2					1/1	2/2				1	1															40:21	
8	SILVA Guilherme		1/2	50		0/1				1/1					1																30:17	
9	PACHECO Pedro	S	4/7	57	0/2					3/4				1/1	2	1	2	2	2												37:38	
11	REIS Gabriel		4/6	67	0/1	0/1											1	1	2												12:14	
12	SANTOS Lucas	S	1/1	100											1/1	1															53:21	
14	BELLAN Aleffer		2/2	100				2/2										1													28:31	
16	LIMA Bruno																														3:44	
18	TORRIANI Guilherme	S	7/9	78	0/1			4/4			2/2			1/2		1	1	2	1												55:02	
20	OLIVIERA Tarcisio		1/6	17	0/2												1	1	1												19:08	
21	SANTOS Joao	S	2/5	40	1/3										1																32:33	
22	CATARINO Ronaldo		3/3	100				2/2	1/1																						29:12	
23	MOTA Pedro	S																													4:39	
24	COMERLATTO Leonardo	S	0/3	0	0/1																										7:21	
28	SILVA Matheus Francisco	S	0/1	0		0/1										1	1														42:45	
	Team / bench																															
	UKUPNO		28/51	55	1/13	0/3	6/6	5/6	5/5	7/12	4/6				7	4	6	7	11	0	0	4	1	2	0	0						

Goalkeepers		Saves / shots									
#	Surname and name	Tot.	%	9m	6m	Wing	7m	FB	Brk.	LD	
12	SANTOS Lucas	14/39	36	7/13	1/3	2/10		0/6	4/7		
16	LIMA Bruno	0/4	0	0/1		0/1		0/1	0/1		
	TOTAL	14/43	33	7/14	1/3	2/11	0/0	0/7	4/8	0/0	

Coach: Ivan Maziero

Number of attacks: 62, Efficiency: 45%, Average Duration: 31.8 seconds

Attack by type of defense

	Shots	9m	6m	Wing	TF	E7	E2
On def. 6-0	14/33	1/12	0/3	6/6	11	6	4
On def. 5-1	0/1	0/1	0/0	0/0	0	0	1
On def. 3-2-1	0/0	0/0	0/0	0/0	0	0	2
On def. press.	0/0	0/0	0/0	0/0	0	0	0
Fastbreak	5/5				0	0	0

Defense by type

	Total	9m	6m	Wing	Stl.	C7	2m
Def. 6-0	1/2	0/1	0/0	1/1	0	0	2
Def. 5-1	7/14	4/9	0/0	2/3	0	0	0
Def. 3-2-1	14/33	3/12	2/4	6/10	0	0	0
Fastbreak	7/7				0	0	0

Attack with goalkeeper out

	Attack				Reaction		
	Att.	Eff.	Shots	TF	FB	LD	Tot.
GK out (7 on 6)	2	0%	0/1	1	1/1	0/0	1/1
GK out pl. minority	1	0%	0/1	0	0/0	0/0	0/0
GK in	59	47%	28/49	10	6/6	0/0	6/6

GK out attack is counted if one part or whole attack was GK out

Defense with opponent goalkeeper out

	Attack				Reaction		
	Att.	Eff.	Shots	TF	FB	LD	Tot.
GK out (7 on 6)	10	40%	4/9	2	1/1	0/1	1/2
GK in	49	49%	24/44	8	4/4	3/4	7/8

Defense with player superiority/minority

	Attack				Reaction		
	Att.	Eff.	Shots	TF	FB	LD	Tot.
Minority -1	8	38%	3/6	1	1/1	0/0	1/1
Normal	36	53%	19/34	6	1/1	3/5	4/6
Superiority +1	14	36%	5/12	4	3/3	1/1	4/4
Superiority +2	2	0%	0/2	1	0/0	0/0	0/0

Attack with player superiority/minority

	Attack				Reaction		
	Att.	Eff.	Shots	TF	FB	LD	Tot.
Superiority +2	1	0%	0/1	0	0/0	0/0	0/0
Superiority +1	17	65%	11/15	2	0/0	0/0	0/0
Normal	33	45%	15/28	6	6/6	0/0	6/6
Minority -1	6	17%	1/5	0	1/1	0/0	1/1
Minority -2	1	0%	0/0	1	0/0	0/0	0/0

Player superiority counted at the end of attack (in case it changes during attack)

Jersey number Tot. Total shooting 6m 6m (line) shooting 9m 9m shooting Wng. Wing shooting FB Fastbreak sh. 7m 7m penalty sh.
 Brk. Breakthrough sh. LD Long distance sh. As. Assists PC Pass clear chance E7 Earned 7m pen. TF Technical faults St. Steals
 2m 2m punishments C7. Committed 7m E2. Earned 2m pun. YC. Yellow cards R/B Red/Blue cards Blk. Blocks S Starting Line-up



2019 IHF Men's Junior (U21) World Championship

Pontevedra / Vigo (Spain)

Eighth final



Match Team Statistics

Match No. 64

Norway 29 - 28 Brasil

(12 - 13) (17 - 15)

24.7.2019. 16:30

Attendance: 310

Pavillon Municipal de

Deportes

Referees: Samir Krichen (TUN) / Samir Makhoulf (TUN)

Shot distribution by player

2 E. Oliveira

3 M. Braga

6 G. Souza

1/1		1/1
		1/1

8 G. Silva

		1/1

9 P. Pacheco

	1/1	
2/2		1/1

2 post

11 G. Reis

		2/2
		2/2

2 post

14 A. Bellan

1/1		
1/1		

18 G. Torriani

		1/1
	2/2	
3/3	1/1	

1 post 1 miss.

20 T. Oliveira

		1/1

1 post

21 J. Santos

	1/1	
1/1		

1 block

22 R. Catarino

	1/1	
		2/2

23 P. Mota

24 L. Comerlato

28 M. Silva

TOTAL

2/2		4/4
	5/5	
7/7	1/1	8/8

6 post 1 miss. 1 block

Saves distribution goalkeepers

12 L. Santos

0/5	0/1	0/4
0/1		0/3
0/4		0/5

16 B. Lima

0/1		
		0/1
	0/1	0/1

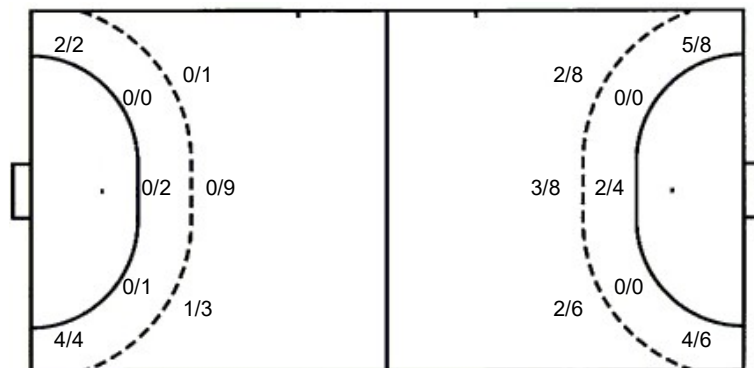
TOTAL

0/6	0/1	0/4
0/1		0/4
0/4	0/1	0/6

Shots by position

ATTACK

DEFENSE



7m penalties 5/6
Fastbreak 5/5
Breakthrough 7/12
Long dist. 4/6

7m penalties 0/0
Fastbreak 7/7
Breakthrough 4/9
Long dist. 0/0

Shooting statistics

Position	Goals	Sav.	Miss.	Post	Blk.	Total	%
Back (9m)	1	7	0	4	1	13	8
Line (6m)	0	2	0	1	0	3	0
Wing	6	0	0	0	0	6	100
7m penalties	5	1	0	0	0	6	83
Fastbreak	5	0	0	0	0	5	100
Breakthrough	7	4	0	1	0	12	58
Total	24	14	0	6	1	45	53

Jersey number Tot. Total shooting 6m 6m (line) shooting 9m 9m shooting Wng. Wing shooting FB Fastbreak sh. 7m 7m penalty sh.
Brk. Breakthrough sh. LD Long distance sh. As. Assists PC Pass clear chance E7 Earned 7m pen. TF Technical faults St. Steals
2m 2m punishments C7. Committed 7m E2 Earned 2m pun. YC. Yellow cards R/B Red/Blue cards Blk. Blocks S Starting Line-up



2019 IHF Men's Junior (U21) World Championship

Pontevedra / Vigo (Spain)

Eighth final



Match Team Statistics

Match No. 64

Norway 29 - 28 Brasil

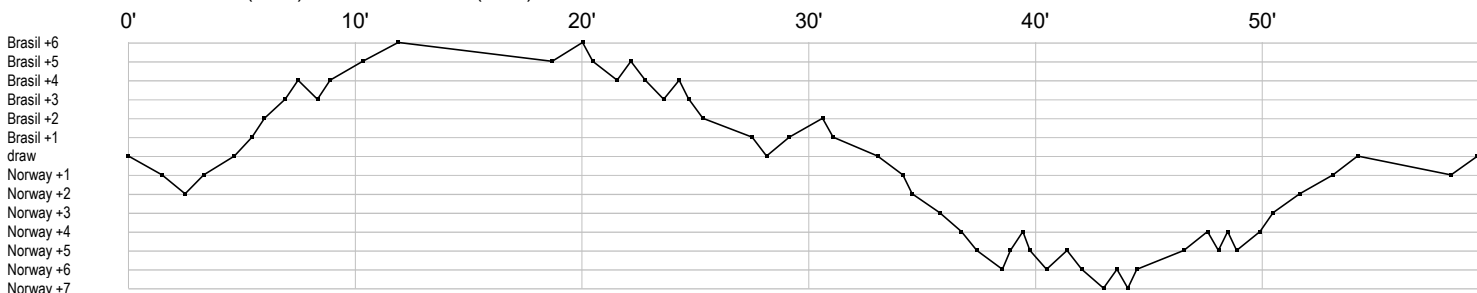
(12 - 13) (17 - 15)

24.7.2019. 16:30

Attendance: 310

Pavillon Municipal de Deportes

Referees: Samir Krichen (TUN) / Samir Makhlouf (TUN)



Norway

1 Haug R	s r r r r r r r r s s s s s r r r r s r s r s s s r r r r r r r r r r r r r
2 Naerland O	c f g a f g ta 2
3 Lunde F	
4 Simonsen S	t f g
8 Heldal S	f bg
9 Haugseng R	f c2 f f f g
10 Haugseng T	f t a g fa gc f f c t a
11 Haugseng A	g 2 f t p a g p t g a g p a t f f g
12 Imsgard E	r s s r
13 Lode T	g g g g g c2 g g a
14 Pettersen S	ft f t g f t f f f
19 Boilesen T	a t f a p f t pi a g f a g a g f t p r
20 Storbugt A	
24 Ronningen V	2c x a 2
26 Mitrovic A	
77 Seime L	g g fg g 2 f

Brasil

2 Oliviera E	a
3 Braga M	f
6 Souza G	f g a p g
8 Silva G	g 2 t a f
9 Pacheco P	a g ieg eig f 2 g a f p f t t
11 Reis G	t i f e f g g g g t
12 Santos L	r r a s r s s s s r r r r r r r s r r r r r r s sr r r s r r gss s r s
14 Bellan A	gi g
16 Lima B	r r r r
18 Torriani G	gi gg t g f g g ei g p x f
20 Oliviera T	f f f f gi e f f
21 Santos J	t a g f f t g x t f
22 Catarino R	t g g
23 Mota P	f
24 Comerlatto L	f t
28 Silva M	xe x f p

In game	g Goal scored	f Missed shot	a Assist	t Technical faults	b Steal
2 2min suspension	e Eearned 7m	c Committed 7m	y Yellow card	r Red Card	k Blue card
i Eearned 2min.	x Block	4 4min suspension	p Pass for clear chance	s Saved shot	r Received goal