



2019 IHF Men's Junior (U21) World Championship

Pontevedra / Vigo (Spain)

Placement Match 17-20



Match Team Statistics

Match No. 68

Bahrain 30 - 29 Chile

(14 - 13) (16 - 16)

24.7.2019. 12:00

Attendance: 65

Pavillon Municipal de

Deportes

Referees: Yufeng Cheng (CHN) / Yunlei Zhou (CHN)

Bahrain

Players		Goals / shots										Attack					Def.			Penalties			TP		
#	Surname and name	S	Tot.	%	9m	6m	Wing	7m	FB	Brk.	LD	As.	PC	E7	E2	TF	St.	C7	Blk	YC	2m	R	B		
1	MAHFOOD Husain	S																							11:58
3	SHUAIB Moayed																								
7	ALI Ahmed	S	4/6	67	3/5					1/1		2	1			1							1		49:43
10	NASER Naser	S																							
11	ALI Abdulla	S	2/4	50	2/4										2								1		40:08
13	ALQASIMI Yusuf		3/3	100	2/2	1/1																			15:12
14	QAMBAR Qasim																								8:06
15	MOHAMED Mahmood	S	5/5	100		1/1	3/3		1/1							1									59:14
18	FADHUL Ahmed		5/9	56			2/5	3/4															1		51:46
19	ALNAJAR Hussain	S	3/4	75	0/1	2/2	1/1					1		2	2	1		1	1				1		43:51
25	ALSHUWAIHKH Qasim																								43:28
29	ALZAIMOOR Maitaba																								
44	EID Mohammed		1/1	100		1/1												2					1		19:58
88	ALI Hasan		3/5	60	1/3					2/2		3	2	1		2		1				1	1		46:43
89	ALZAIMOOR Abdulla																								
99	MOHAMED Mohamed	S	4/4	100						4/4		5		1		3									29:53
	Team / bench																							1	
	UKUPNO		30/41	73	8/15	5/5	6/9	3/4	1/1	7/7	0/0	11	3	4	2	10	0	4	1	3	5	0	0		

Goalkeepers		Saves / shots									
#	Surname and name	Tot.	%	9m	6m	Wing	7m	FB	Brk.	LD	
1	MAHFOOD Husain	0/5	0	0/2	0/2				0/1		
25	ALSHUWAIHKH Qasim	12/36	33	3/9	2/4	3/5	0/3	0/2	4/13		
	TOTAL	12/41	29	3/11	2/6	3/5	0/3	0/2	4/14	0/0	

Coach: Halldor Johann

Number of attacks: 50, Efficiency: 60%, Average Duration: 41.4 seconds

Attack by type of defense

	Shots	9m	6m	Wing	TF	E7	E2
On def. 6-0	26/36	8/15	5/5	6/9	10	4	2
Fastbreak	1/1				0	0	0

Defense by type

	Total	9m	6m	Wing	Stl.	C7	2m
Def. 6-0	22/38	8/13	4/7	1/4	0	4	4
Def. 3-3	2/3	0/0	0/0	1/1	0	0	1
Fastbreak	2/3				0	0	0

Attack with goalkeeper out

	Attack				Reaction		
	Att.	Eff.	Shots	TF	FB	LD	Tot.
GK out (7 on 6)	2	0%	0/1	1	1/1	0/0	1/1
GK in	48	63%	30/40	9	1/2	0/0	1/2

GK out attack is counted if one part or whole attack was GK out

Attack with player superiority/minority

	Attack				Reaction		
	Att.	Eff.	Shots	TF	FB	LD	Tot.
Superiority +1	6	50%	3/3	3	0/0	0/0	0/0
Normal	26	50%	13/22	4	2/3	0/0	2/3
Minority -1	9	100%	9/9	0	0/0	0/0	0/0

Player superiority counted at the end of attack (in case it changes during attack)

Defense with opponent goalkeeper out

	Attack				Reaction		
	Att.	Eff.	Shots	TF	FB	LD	Tot.
GK out (7 on 6)	1	100%	1/1	0	0/0	0/0	0/0
GK out pl. super.	1	0%	0/1	0	0/0	0/0	0/0
GK in	48	58%	28/46	5	1/1	0/0	1/1

Defense with player superiority/minority

	Attack				Reaction		
	Att.	Eff.	Shots	TF	FB	LD	Tot.
Minority -1	8	38%	3/7	1	0/0	0/0	0/0
Normal	26	69%	18/26	1	1/1	0/0	1/1
Superiority +1	6	50%	3/8	0	0/0	0/0	0/0
Superiority +2	1	0%	0/1	0	0/0	0/0	0/0

Jersey number Tot. Total shooting 6m 6m (line) shooting 9m 9m shooting Wng. Wing shooting FB Fastbreak sh. 7m 7m penalty sh.
 Brk. Breakthrough sh. LD Long distance sh. As. Assists PC Pass clear chance E7 Earned 7m pen. TF Technical faults St. Steals
 2m 2m punishments C7. Committed 7m E2 Earned 2m pun. YC. Yellow cards R/B Red/Blue cards Blk. Blocks S Starting Line-up



2019 IHF Men's Junior (U21) World Championship

Pontevedra / Vigo (Spain)

Placement Match 17-20



Match Team Statistics

Match No. 68

Bahrain 30 - 29 Chile

(14 - 13) (16 - 16)

24.7.2019. 12:00

Attendance: 65

Pavillon Municipal de

Deportes

Referees: Yufeng Cheng (CHN) / Yunlei Zhou (CHN)

Shot distribution by player

3 M. Shuaib

7 A. Ali

2/2		
1/1		1/1

1 miss.

10 N. Naser

11 A. Ali

2/2		

13 Y. AlQasimi

1/1	1/1	1/1

14 Q. Qambar

15 M. Mohamed

	1/1	
		1/1
		3/3

18 A. Fadhul

3/3		1/1

2 miss. 1/1 lob

19 H. AlNajar

1/1		1/1
1/1		

29 M. AlZaimoor

44 M. Eid

	1/1	

88 H. Ali

1/1	2/2	

1 post 1 miss.

89 A. AlZaimoor

99 M. Mohamed

		1/1
1/1		
		2/2

TOTAL

3/3	1/1	2/2
5/5	2/2	1/1
5/5	2/2	8/8

1 post 4 miss. 1/1 lob

Saves distribution goalkeepers

1 H. Mahfood

0/1		
		0/1
		0/3

25 Q. AlShuwaihk

0/2	0/1	0/4
0/1		0/3
0/6		0/5

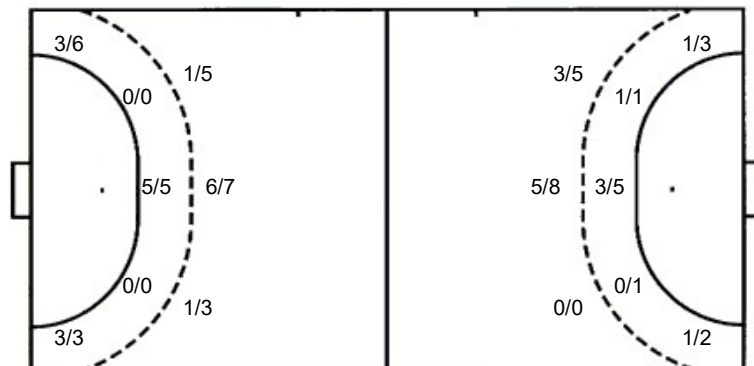
TOTAL

0/3	0/1	0/4
0/1		0/4
0/6		0/8

Shots by position

ATTACK

DEFENSE



7m penalties 3/4
Fastbreak 1/1
Breakthrough 7/7
Long dist. 0/0

7m penalties 3/4
Fastbreak 2/3
Breakthrough 10/16
Long dist. 0/0

Shooting statistics

Position	Goals	Sav.	Miss.	Post	Blk.	Total	%
Back (9m)	8	4	2	1	0	15	53
Line (6m)	5	0	0	0	0	5	100
Wing	6	2	1	0	0	9	67
7m penalties	3	0	1	0	0	4	75
Fastbreak	1	0	0	0	0	1	100
Breakthrough	7	0	0	0	0	7	100
Total	30	6	4	1	0	41	73

Jersey number Tot. Total shooting 6m 6m (line) shooting 9m 9m shooting Wng. Wing shooting FB Fastbreak sh. 7m 7m penalty sh.
 Brk. Breakthrough sh. LD Long distance sh. As. Assists PC Pass clear chance E7 Earned 7m pen. TF Technical faults St. Steals
 2m 2m punishments C7. Committed 7m E2 Earned 2m pun. YC. Yellow cards R/B Red/Blue cards Blk. Blocks S Starting Line-up



2019 IHF Men's Junior (U21) World Championship

Pontevedra / Vigo (Spain)

Placement Match 17-20



Match Team Statistics

Match No. 68

Bahrain 30 - 29 Chile

(14 - 13) (16 - 16)

24.7.2019. 12:00

Attendance: 65

Pavillon Municipal de

Deportes

Referees: Yufeng Cheng (CHN) / Yunlei Zhou (CHN)

Chile

Players		Goals / shots										Attack					Def.			Penalties			TP		
#	Surname and name	S	Tot.	%	9m	6m	Wing	7m	FB	Brk.	LD	As.	PC	E7	E2	TF	St.	C7	Blk	YC	2m	R	B		
1	GONZALEZ Vicente	S														1									55:05
3	PEREZ Diego																								0:37
4	GUTIERREZ Felipe	S	0/2	0	0/2																				13:54
5	TESTA Iair																								
8	VALENZUELA Emilio	S																							0:31
10	CABRALES Matias		3/4	75	1/1					2/3		2			1	1		1						1	27:17
11	CABRERA Maximiliano	S	2/4	50			1/2		1/1	0/1															54:44
13	AHUMADA Francisco																								4:43
14	ILLESCA Benjamin		1/1	100					1/1								1	1							40:45
16	CARO Diego																								0:37
17	LOPEZ Jose Luis	S	4/6	67		4/6							1	3	1										54:25
18	BAUMANN Julio	S	6/10	60	2/3			2/2		2/5		1	1		2	2					1	1			49:23
23	ARANCIBIA Diego		2/4	50			1/3			1/1				1	1			1			1				50:20
25	GONZALEZ Nicolas																								
32	SALGADO Danilo	S	0/2	0		0/1			0/1									1						1	8:00
44	CODINA Aaron		11/15	73	5/7			1/2		5/6		2	2		1	1								1	59:39
	Team / bench																								
	UKUPNO		29/48	60	8/13	4/7	2/5	3/4	2/3	10/16	0/0	5	4	4	6	5	1	4	0	3	4	0	0		

Goalkeepers		Saves / shots									
#	Surname and name	Tot.	%	9m	6m	Wing	7m	FB	Brk.	LD	
1	GONZALEZ Vicente	6/35	17	4/12	0/5	2/8	0/2	0/1	0/7		
16	CARO Diego	0/1	0				0/1				
	TOTAL	6/36	17	4/12	0/5	2/8	0/3	0/1	0/7	0/0	

Coach: Pablo Nunez

Number of attacks: 50, Efficiency: 58%, Average Duration: 30.6 seconds

Attack by type of defense

	Shots	9m	6m	Wing	TF	E7	E2
On def. 6-0	22/38	8/13	4/7	1/4	5	4	5
On def. 3-3	2/3	0/0	0/0	1/1	0	0	1
Fastbreak	2/3				0	0	0

Defense by type

	Total	9m	6m	Wing	Stl.	C7	2m
Def. 6-0	26/36	8/15	5/5	6/9	1	4	4
Fastbreak	1/1				0	0	0

Attack with goalkeeper out

	Attack				Reaction		
	Att.	Eff.	Shots	TF	FB	LD	Tot.
GK out (7 on 6)	1	100%	1/1	0	0/0	0/0	0/0
GK out pl. minority	1	0%	0/1	0	0/0	0/0	0/0
GK in	48	58%	28/46	5	1/1	0/0	1/1

GK out attack is counted if one part or whole attack was GK out

Attack with player superiority/minority

	Attack				Reaction		
	Att.	Eff.	Shots	TF	FB	LD	Tot.
Superiority +1	8	38%	3/7	1	0/0	0/0	0/0
Normal	26	69%	18/26	1	1/1	0/0	1/1
Minority -1	6	50%	3/8	0	0/0	0/0	0/0
Minority -2	1	0%	0/1	0	0/0	0/0	0/0

Player superiority counted at the end of attack (in case it changes during attack)

Defense with opponent goalkeeper out

	Attack				Reaction		
	Att.	Eff.	Shots	TF	FB	LD	Tot.
GK out (7 on 6)	2	0%	0/1	1	1/1	0/0	1/1
GK out pl. super.	0	0%	0/0	0	0/0	0/0	0/0
GK in	48	63%	30/40	9	1/2	0/0	1/2

Defense with player superiority/minority

	Attack				Reaction		
	Att.	Eff.	Shots	TF	FB	LD	Tot.
Minority -1	6	50%	3/3	3	0/0	0/0	0/0
Normal	26	50%	13/22	4	2/3	0/0	2/3
Superiority +1	9	100%	9/9	0	0/0	0/0	0/0

Jersey number Tot. Total shooting 6m 6m (line) shooting 9m 9m shooting Wng. Wing shooting FB Fastbreak sh. 7m 7m penalty sh.
 Brk. Breakthrough sh. LD Long distance sh. As. Assists PC Pass clear chance E7 Earned 7m pen. TF Technical faults St. Steals
 2m 2m punishments C7. Committed 7m E2 Earned 2m pun. YC. Yellow cards R/B Red/Blue cards Blk. Blocks S Starting Line-up



2019 IHF Men's Junior (U21) World Championship

Pontevedra / Vigo (Spain)

Placement Match 17-20



Match Team Statistics

Match No. 68

Bahrain 30 - 29 Chile

(14 - 13) (16 - 16)

24.7.2019. 12:00

Attendance: 65

Pavillon Municipal de

Deportes

Referees: Yufeng Cheng (CHN) / Yunlei Zhou (CHN)

Shot distribution by player

3 D. Perez

4 F. Gutierrez

1 block

5 I. Testa

8 E. Valenzuela

10 M. Cabrales

1/1		2/2

11 M. Cabrera

1/1		
1/1		

13 F. Ahumada

14 B. Illesca

1/1		

17 J. Lopez

		1/1
		2/2

1/1 lob

18 J. Baumann

	1/1	1/1
1/1		1/1
1/1		

2 post 1/1 lob

23 D. Arancibia

1/1		1/1

25 N. Gonzalez

32 D. Salgado

2 miss.

44 A. Codina

1/1		2/2
		2/2
2/2		4/4

2 post

TOTAL

3/3	1/1	4/4
1/1		4/4
6/6		8/8

4 post 2 miss. 1 block 2/2 lob

Saves distribution goalkeepers

1 V. Gonzalez

0/3	0/1	0/2
0/5	0/2	0/1
0/4	0/2	0/8

16 D. Caro

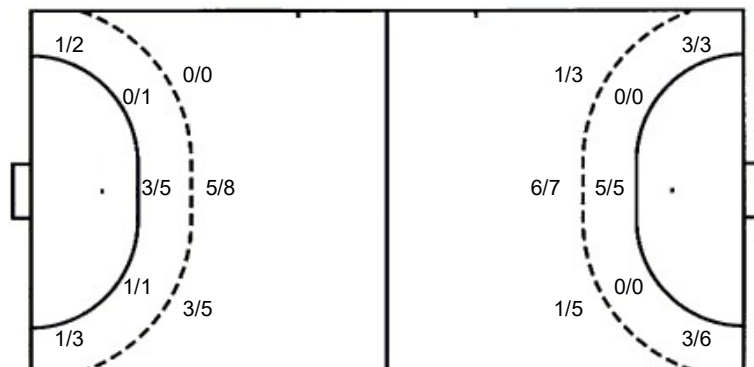
0/1		

TOTAL

0/3	0/1	0/2
0/5	0/2	0/1
0/5	0/2	0/8

Shots by position

ATTACK



7m penalties 3/4
Fastbreak 2/3
Breakthrough 10/16
Long dist. 0/0

DEFENSE

7m penalties 3/4
Fastbreak 1/1
Breakthrough 7/7
Long dist. 0/0

Shooting statistics

Position	Goals	Sav.	Miss.	Post	Blk.	Total	%
Back (9m)	8	3	0	1	1	13	62
Line (6m)	4	2	1	0	0	7	57
Wing	2	3	0	0	0	5	40
7m penalties	3	0	0	1	0	4	75
Fastbreak	2	0	1	0	0	3	67
Breakthrough	10	4	0	2	0	16	63
Total	29	12	2	4	1	48	60



2019 IHF Men's Junior (U21) World Championship

Pontevedra / Vigo (Spain)

Placement Match 17-20



Match Team Statistics

Match No. 68

Bahrain 30 - 29 Chile

(14 - 13) (16 - 16)

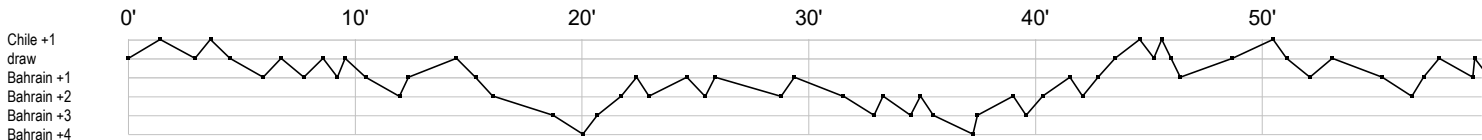
24.7.2019. 12:00

Attendance: 65

Pavillon Municipal de

Deportes

Referees: Yufeng Cheng (CHN) / Yunlei Zhou (CHN)



Bahrain

1 Mahfood H	r	r	r	r	r																				
3 Shuaib M																									
7 Ali A	g		t		g		p			g	g		f							f2				a	
10 Naser N																									
11 Ali A										g	t	f	f	2						t			g		
13 AlQasimi Y																					g			g	
14 Qambar Q																									
15 Mohamed M					g	t				g														g	
18 Fadhul A	f		g		g	g		f		y			f	g									g		
19 AlNajar H	g	t	g		e		i		a		g		x						ei		f	c			
25 AlShuwaihh			r																					2	
29 AlZaimoor M																									
44 Eid M										g				c				2		c					
88 Ali H	p			cy	f	a			g	2			f	p			g	a			a		g		
89 AlZaimoor A																								t	
99 Mohamed M		t	a	e	a	g			t	a					t								g		

Chile

1 Gonzalez V	s	r	r	r	t	r	r	r		r	r		r	r		r	r	r	r		r	s	r
3 Perez D																							
4 Gutierrez F								f						f									
5 Testa I																							
8 Valenzuela E																							
10 Cabrales M		t			i	c				g	f						g				a		g
11 Cabrera M											g										f	g	f
13 Ahumada F																							
14 Illesca B																							c
16 Caro D																							bg
17 Lopez J		g		e	g			g	f					f						g	i	e	e
18 Baumann J		f	a		t			t	y	f	2			g		f				g	i		g
23 Arancibia D					yc						gi						f	e		f		g	
25 Gonzalez N																							
32 Salgado D													f	f							c2		
44 Codina A		g		g	g	a		g	2			f	p	f			g	t		f	a	g	

In game **g** Goal scored **f** Missed shot **a** Assist **t** Technical faults **b** Steal
2 2min suspension **e** Earned 7m **c** Committed 7m **y** Yellow card **r** Red Card **k** Blue card
i Earned 2min. **x** Block **4** 4min suspension **p** Pass for clear chance **s** Saved shot **r** Received goal