



# 2019 IHF Men's Junior (U21) World Championship

Pontevedra / Vigo (Spain)

Placement Match 9-10



Match Team Statistics

Match No. 78

## Germany 29 - 28 Spain

(13 - 15) (10 - 8) (SO: 6 - 5)

25.7.2019. 16:30

Attendance: 750

Pavillon Municipal de

Deportes

Referees: Samir Krichen (TUN) / Samir Makhoulouf (TUN)

### Germany

Players		Goals / shots									Attack					Def.			Penalties			TP				
#	Surname and name	S	Tot.	%	9m	6m	Wing	7m	FB	Brk.	LD	As.	PC	E7	E2	TF	St.	C7	Blk	YC	2m	R	B			
1	KLIMPKE Till																								26:13	
3	IGNATOV Dimitri	S	4/4	100			1/1	3/3								1									29:33	
4	BACKS Fin	S	1/1	100			1/1											1							30:20	
5	MATTHES Tim		1/2	50			1/2									1									31:08	
6	NEUHAUS Max	S	2/2	100	1/1		1/1					1				2									44:26	
7	STAAR Max	S	1/2	50			1/2									1									28:59	
8	STUTZKE Lukas		2/8	25	1/7					1/1		3	1			3			1						31:25	
9	KISTER Lukas		1/1	100			1/1					1													13:45	
10	HEYMANN Sebastian	S	3/5	60	2/3	1/1			0/1			1	1												29:55	
13	THIELE Yoshua		1/1	100		1/1										3									14:08	
14	KLEIN Jannek		3/9	33	1/5	1/1				1/3		6	2	1	2	2									20:50	
15	SCHREIBER Hendrik		2/6	33	0/4	1/1				1/1		1			1										27:48	
17	MICHEL Mattis		3/4	75		2/3	1/1												1						27:21	
18	TIMM Marcel	S	5/7	71	1/1	4/6										2		2	1	1	1				35:11	
19	MORANTE MALDONADO Eloy																									
99	MOHS Max	S														1									28:58	
	Team / bench																									
	UKUPNO		29/52	56	6/21	10/13	3/5	7/7	0/1	3/5	0/0	13	4	1	3	16	0	4	2	1	3	0	0			

Goalkeepers		Saves / shots								
#	Surname and name	Tot.	%	9m	6m	Wing	7m	FB	Brk.	LD
1	KLIMPKE Till	7/18	39	3/4	2/2	0/1	1/6	0/3	1/2	
99	MOHS Max	3/18	17	1/4	0/2	2/3	0/4	0/2	0/3	
	TOTAL	10/36	28	4/8	2/4	2/4	1/10	0/5	1/5	0/0

Coach: **Martin Heuberger**

Number of attacks: 64, Efficiency: 45%, Average Duration: 62.5 seconds

### Attack by type of defense

	Shots	9m	6m	Wing	TF	E7	E2
On def. 6-0	5/8	2/5	1/1	1/1	1	0	1
On def. 5-1	17/36	4/16	9/12	2/4	15	1	2
Fastbreak	0/1				0	0	0

### Defense by type

	Total	9m	6m	Wing	Stl.	C7	2m
Def. 6-0	12/37	4/17	2/4	2/6	0	4	3
Fastbreak	5/5				0	0	0

### Attack with goalkeeper out

	Attack				Reaction		
	Att.	Eff.	Shots	TF	FB	LD	Tot.
GK out (7 on 6)	1	100%	1/1	0	0/0	0/1	0/1
GK out pl. minority	3	33%	1/4	0	0/0	1/1	1/1
GK in	60	45%	27/47	16	5/5	1/1	6/6

GK out attack is counted if one part or whole attack was GK out

### Attack with player superiority/minority

	Attack				Reaction		
	Att.	Eff.	Shots	TF	FB	LD	Tot.
Superiority +1	4	75%	3/4	1	0/0	0/0	0/0
Normal	41	41%	17/31	11	5/5	0/1	5/6
Minority -1	8	38%	3/7	2	0/0	2/2	2/2

Player superiority counted at the end of attack (in case it changes during attack)

### Defense with opponent goalkeeper out

	Attack				Reaction		
	Att.	Eff.	Shots	TF	FB	LD	Tot.
GK in	65	43%	28/55	11	0/1	0/0	0/1

### Defense with player superiority/minority

	Attack				Reaction		
	Att.	Eff.	Shots	TF	FB	LD	Tot.
Minority -1	8	38%	3/6	2	0/0	0/0	0/0
Normal	44	39%	17/35	9	0/1	0/0	0/1
Superiority +1	2	50%	1/2	0	0/0	0/0	0/0

# Jersey number Tot. Total shooting 6m 6m (line) shooting 9m 9m shooting Wng. Wing shooting FB Fastbreak sh. 7m 7m penalty sh.  
 Brk. Breakthrough sh. LD Long distance sh. As. Assists PC Pass clear chance E7 Earned 7m pen. TF Technical faults St. Steals  
 2m 2m punishments C7. Committed 7m E2 Earned 2m pun. YC. Yellow cards R/B Red/Blue cards Blk. Blocks S Starting Line-up



# 2019 IHF Men's Junior (U21) World Championship

Pontevedra / Vigo (Spain)

Placement Match 9-10



Match Team Statistics

Match No. 78

## Germany 29 - 28 Spain

(13 - 15) (10 - 8) (SO: 6 - 5)

25.7.2019. 16:30

Attendance: 750

Pavillon Municipal de

Deportes

Referees: Samir Krichen (TUN) / Samir Makhoulf (TUN)

### Shot distribution by player

**3 D. Ignatov**

1/1		2/2
		1/1

**4 F. Backs**

		1/1

**5 T. Matthes**

		1/1

**6 M. Neuhaus**

2/2		

**7 M. Staar**

		1/1

1 miss.

**8 L. Stutzke**

1/1		1/1

1 miss.

**9 L. Kister**

1/1		

**10 S. Heymann**

	1/1	
1/1		1/1

1 block

**13 Y. Thiele**

	1/1	

**14 J. Klein**

1/1		
1/1		
1/1		

1 post 2 miss.

**15 H. Schreiber**

2/2		

1 block

**17 M. Michel**

		1/1
1/1		1/1

**18 M. Timm**

1/1		
		1/1
2/2		1/1

1 miss.

**19 E. Morante Maldonado**


### TOTAL

6/6	1/1	4/4
1/1		2/2
8/8	1/1	6/6

1 post 5 miss. 2 block

### Saves distribution goalkeepers

**1 T. Klimpke**

0/1		
	0/1	0/1
0/6	0/1	0/2

**99 M. Mohs**

0/2		
0/1	0/1	0/2
0/4	0/2	0/2

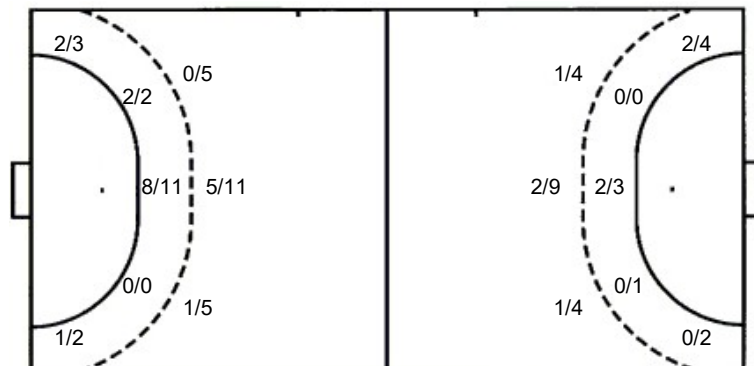
**TOTAL**

0/3		
0/1	0/2	0/3
0/10	0/3	0/4

### Shots by position

ATTACK

DEFENSE



7m penalties 7/7

Fastbreak 0/1

Breakthrough 3/5

Long dist. 0/0

7m penalties 9/10

Fastbreak 5/5

Breakthrough 4/10

Long dist. 2/3

### Shooting statistics

Position	Goals	Sav.	Miss.	Post	Blk.	Total	%
Back (9m)	6	10	2	1	2	21	29
Line (6m)	10	2	1	0	0	13	77
Wing	3	1	1	0	0	5	60
7m penalties	7	0	0	0	0	7	100
Fastbreak	0	1	0	0	0	1	0
Breakthrough	3	1	1	0	0	5	60
<b>Total</b>	<b>29</b>	<b>15</b>	<b>5</b>	<b>1</b>	<b>2</b>	<b>52</b>	<b>56</b>



# 2019 IHF Men's Junior (U21) World Championship

Pontevedra / Vigo (Spain)

Placement Match 9-10



Match Team Statistics

Match No. 78

## Germany 29 - 28 Spain

(13 - 15) (10 - 8) (SO: 6 - 5)

25.7.2019. 16:30

Attendance: 750

Pavillon Municipal de

Deportes

Referees: Samir Krichen (TUN) / Samir Makhlouf (TUN)

### Spain

#	Surname and name	S	Goals / shots									Attack					Def.			Penalties			TP										
			Tot.	%	9m	6m	Wing	7m	FB	Brk.	LD	As.	PC	E7	E2	TF	St.	C7	Blk	YC	2m	R		B									
1	RAMIREZ SANTANA Kilian Garano.	S	1/2	50										1/2	2																	58:42	
5	MARTINEZ LOBATO Alvaro															1																21:07	
6	MONTOYA MARTINEZ Ivan Jose	S	0/1	0		0/1																										11:05	
7	SUAREZ DIAZ Natan Antonio	S	10/15	67	2/6			5/5	2/2	0/1	1/1			2		2		3														41:37	
8	CADARSO CABALLERO Eduardo	S	2/6	33	0/1	0/1					2/4			1			2															27:35	
9	AMIBILIA ARISTI Mikel	S	0/3	0	0/3										1							1										36:16	
10	TARRAFETA SERRANO Ian		3/5	60	1/3			1/1		1/1					1		1	2														23:21	
11	OLIVERAS FLORETA Pau																																
12	BROTO LACAMBRA Daniel Jorge																																
13	GOENAGA ECHAVE Eneko																1	1	1				1									17:56	
15	SERRADILLA CUENCA Antonio		1/3	33	0/1	1/1				0/1					1																	21:46	
19	DIOCOU SOUMARE Mamadou L.	S	1/2	50		1/1	0/1															1										34:29	
21	ZABALA UGARTEBRU Mikel	S	2/3	67			2/3																									51:47	
22	MARTINEZ BAGES Adria		2/3	67			0/1	1/1	1/1																							7:47	
23	VALERA ROVIRA Pol		3/8	38	1/3			1/2		1/3				1			2									1	1					40:25	
25	PEREZ ARCE Gonzalo		3/4	75			0/1	1/1	2/2							1	1	1														26:07	
Team / bench																																	
UKUPNO			28/55	51	4/17	2/4	2/6	9/10	5/5	4/10	2/3			6	3	4	3	11	0	1	2	0	3	1	0								

#	Surname and name	Saves / shots								
		Tot.	%	9m	6m	Wing	7m	FB	Brk.	LD
1	RAMIREZ SANTANA Kilian Garano.	15/42	36	10/16	2/12	1/4	0/5	1/1	1/4	
12	BROTO LACAMBRA Daniel Jorge	0/2	0				0/2			
TOTAL		15/44	34	10/16	2/12	1/4	0/7	1/1	1/4	0/0

Coach: Isidoro Martinez Martin

Number of attacks: 65, Efficiency: 43%, Average Duration: 12.3 seconds

#### Attack by type of defense

	Shots	9m	6m	Wing	TF	E7	E2
On def. 6-0	12/37	4/17	2/4	2/6	11	4	3
Fastbreak	5/5				0	0	0

#### Defense by type

	Total	9m	6m	Wing	Stl.	C7	2m
Def. 6-0	5/8	2/5	1/1	1/1	0	0	1
Def. 5-1	17/36	4/16	9/12	2/4	0	1	2
Fastbreak	0/1				0	0	0

#### Attack with goalkeeper out

	Attack				Reaction		
	Att.	Eff.	Shots	TF	FB	LD	Tot.
GK in	65	43%	28/55	11	0/1	0/0	0/1

GK out attack is counted if one part or whole attack was GK out

#### Attack with player superiority/minority

	Attack				Reaction		
	Att.	Eff.	Shots	TF	FB	LD	Tot.
Superiority +1	8	38%	3/6	2	0/0	0/0	0/0
Normal	44	39%	17/35	9	0/1	0/0	0/1
Minority -1	2	50%	1/2	0	0/0	0/0	0/0

Player superiority counted at the end of attack (in case it changes during attack)

#### Defense with opponent goalkeeper out

	Attack				Reaction		
	Att.	Eff.	Shots	TF	FB	LD	Tot.
GK out (7 on 6)	1	100%	1/1	0	0/0	0/1	0/1
GK in	60	45%	27/47	16	5/5	1/1	6/6

#### Defense with player superiority/minority

	Attack				Reaction		
	Att.	Eff.	Shots	TF	FB	LD	Tot.
Minority -1	4	75%	3/4	1	0/0	0/0	0/0
Normal	41	41%	17/31	11	5/5	0/1	5/6
Superiority +1	8	38%	3/7	2	0/0	2/2	2/2

# Jersey number Tot. Total shooting 6m 6m (line) shooting 9m 9m shooting Wng. Wing shooting FB Fastbreak sh. 7m 7m penalty sh.  
 Brk. Breakthrough sh. LD Long distance sh. As. Assists PC Pass clear chance E7 Earned 7m pen. TF Technical faults St. Steals  
 2m 2m punishments C7 Committed 7m E2 Earned 2m pun. YC Yellow cards R/B Red/Blue cards Blk. Blocks S Starting Line-up



# 2019 IHF Men's Junior (U21) World Championship

Pontevedra / Vigo (Spain)

Placement Match 9-10



Match Team Statistics

Match No. 78

## Germany 29 - 28 Spain

(13 - 15) (10 - 8) (SO: 6 - 5)

25.7.2019. 16:30

Attendance: 750

Pavillon Municipal de

Deportes

Referees: Samir Krichen (TUN) / Samir Makhoulf (TUN)

### Shot distribution by player

5 A. Martínez Lobato


6 I. Montoya Martínez


7 N. Suárez Díaz

	1/1	1/1
6/6	1/1	1/1

1 post 2 miss. 2 block

8 E. Cadarso Caballero

2/2		

2 miss.

9 M. Amibilia Aristi


1 miss.

10 I. Tarrafeta Serrano

1/1		
		1/1
	1/1	

1 miss.

11 P. Oliveras Floreta


13 E. Goenaga Echave


15 A. Serradilla Cuenca

		1/1

1 miss.

19 M. Diocou Soumare

		1/1

21 M. Zabala Ugartebru

1/1		

1 miss. 1/1 lob

22 A. Martínez Bages

1/1		

1/1 lob

23 P. Valera Rovira

1/1		
1/1		1/1

3 miss. 1 block

25 G. Pérez Arce

1/1	1/1	1/1

1 miss.

### TOTAL

3/3		
1/1	1/1	3/3
10/10	3/3	4/4

1 post 12 miss. 3 block  
2/2 lob

### Saves distribution goalkeepers

1 K. Ramírez Santana

0/5	0/1	0/3
0/1		0/2
0/8	0/1	0/6

12 D. Broto Lacambra

0/1		0/1

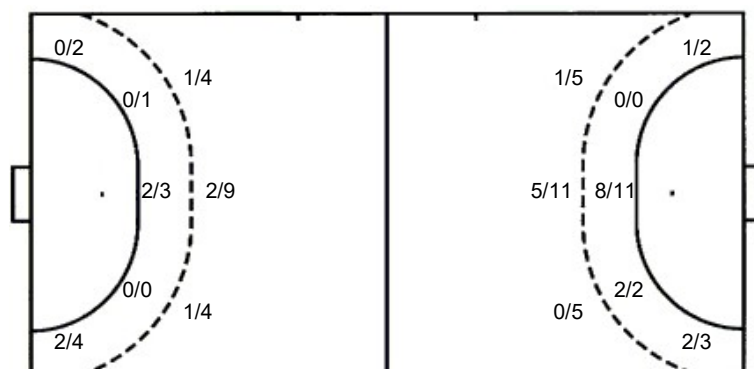
### TOTAL

0/6	0/1	0/4
0/1		0/2
0/8	0/1	0/6

### Shots by position

ATTACK

DEFENSE



7m penalties 9/10  
Fastbreak 5/5  
Breakthrough 4/10  
Long dist. 2/3

7m penalties 7/7  
Fastbreak 0/1  
Breakthrough 3/5  
Long dist. 0/0

### Shooting statistics

Position	Goals	Sav.	Miss.	Post	Blk.	Total	%
Back (9m)	4	4	5	1	3	17	24
Line (6m)	2	2	0	0	0	4	50
Wing	2	2	2	0	0	6	33
7m penalties	9	1	0	0	0	10	90
Fastbreak	5	0	0	0	0	5	100
Breakthrough	4	1	5	0	0	10	40
<b>Total</b>	<b>26</b>	<b>10</b>	<b>12</b>	<b>1</b>	<b>3</b>	<b>52</b>	<b>50</b>

# Jersey number Tot. Total shooting 6m 6m (line) shooting 9m 9m shooting Wng. Wing shooting FB Fastbreak sh. 7m 7m penalty sh.  
Brk. Breakthrough sh. LD Long distance sh. As. Assists PC Pass clear chance E7 Earned 7m pen. TF Technical faults St. Steals  
2m 2m punishments C7. Committed 7m E2 Earned 2m pun. YC. Yellow cards R/B Red/Blue cards Blk. Blocks S Starting Line-up



# 2019 IHF Men's Junior (U21) World Championship

Pontevedra / Vigo (Spain)

Placement Match 9-10



## Match Team Statistics

Match No. 78

### Germany 29 - 28 Spain

(13 - 15) (10 - 8) (SO: 6 - 5)

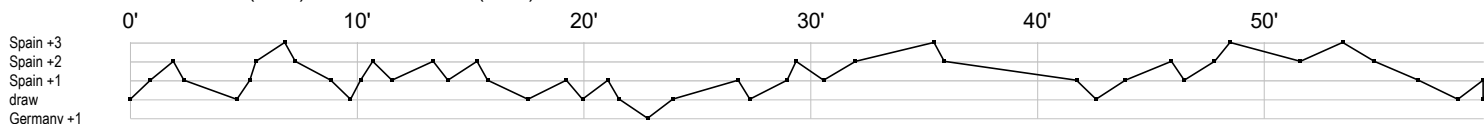
25.7.2019. 16:30

Attendance: 750

Pavillon Municipal de

Deportes

Referees: Samir Krichen (TUN) / Samir Makhlouf (TUN)



## Germany

1 Klimpke T											sr	s	r	s		s	s	r	r	r	r		s	r					
3 Ignatov D																													
4 Backs F																													
5 Matthes T																													
6 Neuhaus M																													
7 Staar M																													
8 Stutzke L																													
9 Kister L																													
10 Heymann S																													
13 Thiele Y																													
14 Klein J																													
15 Schreiber H																													
17 Michel M																													
18 Timm M																													
19 Morante																													
99 Mohs M																													

## Spain

1 Ramirez																													
5 Martinez																													
6 Montoya																													
7 Suarez Diaz																													
8 Cadarso																													
9 Amibilia Aristi																													
10 Tarrafeta																													
11 Oliveras																													
12 Broto																													
13 Goenaga																													
15 Serradilla																													
19 Diocou																													
21 Zabala																													
22 Martinez																													
23 Valera Rovira																													
25 Perez Arce G																													

- In game
- g Goal scored
- f Missed shot
- a Assist
- t Technical faults
- b Steal
- 2 2min suspension
- e Earned 7m
- c Committed 7m
- y Yellow card
- r Red Card
- k Blue card
- i Earned 2min.
- x Block
- 4 4min suspension
- p Pass for clear chance
- s Saved shot
- r Received goal