



2019 IHF Men's Junior (U21) World Championship

Pontevedra / Vigo (Spain)



Final

Match Team Statistics
Match No. 92

France 28 - 23 Croatia
(15 - 10) (13 - 13)

28.7.2019. 16:30
Attendance: 2200
As Travesas Sports Hall

Referees: Javier Alvarez Mata (ESP) / Yon Bustamante (ESP)

France

Players		Goals / shots									Attack				Def.			Penalties			TP					
#	Surname and name	S	Tot.	%	9m	6m	Wing	7m	FB	Brk.	LD	As.	PC	E7	E2	TF	St.	C7	Blk	YC		2m	R	B		
2	RICHERT Benjamin		6/9	67			5/7	0/1								1									28:39	
4	BOS Julien		0/2	0	0/2								3	2			1								24:03	
6	GAUDIN Noah		3/5	60	1/2			1/2	1/1							1	1								12:28	
7	POYET Tom																								1:14	
8	MOHAMED Antonin		4/5	80		1/1	2/2		1/2				1												36:03	
9	VILLEMENOT Kyllian	S	4/6	67	3/5				1/1				6				4	2	1						44:34	
10	NAHI Dylan	S	3/3	100			2/2		1/1				1				2						1		33:10	
11	KEMPF Edouard	S	1/2	50			1/2						1										1		31:56	
12	IVAH Gauthier																								0:01	
15	DAMIANI Clement		1/1	100						1/1			1		1	1	1								6:41	
16	KIEFFER Valentin	S																							60:00	
19	GIBELIN Yoann	S	1/2	50	0/1	1/1							5		1		3		1		1	2			40:17	
20	MAPU Jonathan	S	3/3	100		2/2			1/1						1	2							1		24:46	
21	DOURTE Robin		2/2	100		2/2											1			2					21:16	
24	PRANDI Elohim	S	0/4	0	0/4								4	2			1		1						53:42	
26	COCHERY Axel																								1:10	
	Team / bench																									
	UKUPNO		28/44	64	4/14	6/6	10/13	1/3	5/6	2/2	0/0		21	5	3	4	15	2	1	4	2	4	0	0		

Goalkeepers		Saves / shots								
#	Surname and name	Tot.	%	9m	6m	Wing	7m	FB	Brk.	LD
12	IVAH Gauthier									
16	KIEFFER Valentin	15/38	39	9/17	0/1	3/6	0/1	0/5	3/8	
	TOTAL	15/38	39	9/17	0/1	3/6	0/1	0/5	3/8	0/0

Coach: **Johann Delattre**

Number of attacks: 59, Efficiency: 47%, Average Duration: 29.9 seconds

Attack by type of defense

	Shots	9m	6m	Wing	TF	E7	E2
On def. 6-0	18/29	3/11	4/4	9/12	11	3	3
On def. 5-1	4/6	1/3	2/2	1/1	4	0	1
Fastbreak	5/6				0	0	0

Defense by type

	Total	9m	6m	Wing	Stl.	C7	2m
Def. 6-0	0/0	0/0	0/0	0/0	2	0	2
Def. 5-1	12/25	7/18	0/0	2/2	0	0	0
Def. 4-2	5/16	1/7	1/1	1/5	0	1	2
Fastbreak	5/5				0	0	0

Attack with goalkeeper out

	Attack				Reaction		
	Att.	Eff.	Shots	TF	FB	LD	Tot.
GK in	59	47%	28/44	15	5/5	0/0	5/5

GK out attack is counted if one part or whole attack was GK out

Attack with player superiority/minority

	Attack				Reaction		
	Att.	Eff.	Shots	TF	FB	LD	Tot.
Superiority +1	12	42%	5/9	3	0/0	0/0	0/0
Normal	39	41%	16/27	12	5/5	0/0	5/5
Minority -1	7	86%	6/7	0	0/0	0/0	0/0

Player superiority counted at the end of attack (in case it changes during attack)

Defense with opponent goalkeeper out

	Attack				Reaction		
	Att.	Eff.	Shots	TF	FB	LD	Tot.
GK out (7 on 6)	0	0%	0/0	0	0/0	0/0	0/0
GK in	58	40%	23/46	11	5/6	0/0	5/6

Defense with player superiority/minority

	Attack				Reaction		
	Att.	Eff.	Shots	TF	FB	LD	Tot.
Minority -1	7	43%	3/6	2	1/1	0/0	1/1
Normal	39	38%	15/30	6	3/4	0/0	3/4
Superiority +1	12	42%	5/11	3	1/1	0/0	1/1

Jersey number Tot. Total shooting 6m 6m (line) shooting 9m 9m shooting Wng Wing shooting FB Fastbreak sh. 7m 7m penalty sh.
 Brk. Breakthrough sh. LD Long distance sh. As. Assists PC Pass clear chance E7 Earned 7m pen. TF Technical faults St. Steals
 2m 2m punishments C7. Committed 7m E2 Earned 2m pun. YC. Yellow cards R/B Red/Blue cards Blk. Blocks S Starting Line-up



2019 IHF Men's Junior (U21) World Championship

Pontevedra / Vigo (Spain)

Final



Match Team Statistics

France 28 - 23 Croatia

28.7.2019. 16:30

Match No. 92

(15 - 10) (13 - 13)

Attendance: 2200

As Travesas Sports Hall

Referees: Javier Alvarez Mata (ESP) / Yon Bustamante (ESP)

Shot distribution by player

2 B. Richert

1/1		
1/1		
1/1		2/2

1 miss. 1/1 lob

4 J. Bos

1 block

6 N. Gaudin

		2/2

1/1 lob

7 T. Poyet

8 A. Mohamed

	1/1	
2/2		1/1

9 K. Villeminot

1/1		
1/1		2/2

1 miss.

10 D. Nahi

		1/1

2/2 lob

11 E. Kempf

1/1		

1 miss.

15 C. Damiani

1/1		

19 Y. Gibelin

		1/1

20 J. Mapu

1/1		1/1
		1/1

21 R. Dourte

1/1		

1/1 lob

24 E. Prandi

1 post 1 miss. 1 block

26 A. Cochery

TOTAL

4/4	1/1	1/1
3/3		1/1
4/4		9/9

1 post 4 miss. 2 block 5/5 lob

Saves distribution goalkeepers

12 G. Ivah

16 V. Kieffer

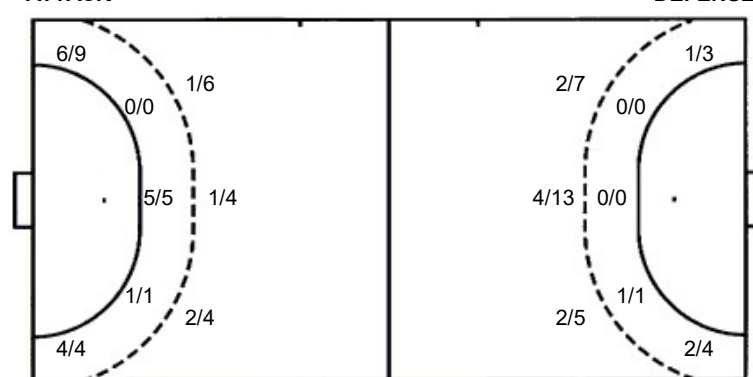
0/1		0/3
0/1		
0/8	0/4	0/5

TOTAL

0/1		0/3
0/1		
0/8	0/4	0/5

Shots by position

ATTACK



7m penalties 1/3
Fastbreak 5/6
Breakthrough 2/2
Long dist. 0/0

DEFENSE

7m penalties 1/1
Fastbreak 5/5
Breakthrough 5/8
Long dist. 0/0

Shooting statistics

Position	Goals	Sav.	Miss.	Post	Blk.	Total	%
Back (9m)	4	5	2	1	2	14	29
Line (6m)	6	0	0	0	0	6	100
Wing	10	1	2	0	0	13	77
7m penalties	1	2	0	0	0	3	33
Fastbreak	5	1	0	0	0	6	83
Breakthrough	2	0	0	0	0	2	100
Total	28	9	4	1	2	44	64

Jersey number Tot. Total shooting 6m 6m (line) shooting 9m 9m shooting Wng. Wing shooting FB Fastbreak sh. 7m 7m penalty sh.
Brk. Breakthrough sh. LD Long distance sh. As. Assists PC Pass clear chance E7 Earned 7m pen. TF Technical faults St. Steals
2m 2m punishments C7. Committed 7m E2 Earned 2m pun. YC. Yellow cards R/B Red/Blue cards Blk. Blocks S Starting Line-up



2019 IHF Men's Junior (U21) World Championship

Pontevedra / Vigo (Spain)



Final

Match Team Statistics
Match No. 92

France 28 - 23 Croatia
(15 - 10) (13 - 13)

28.7.2019. 16:30
Attendance: 2200
As Travesas Sports Hall

Referees: Javier Alvarez Mata (ESP) / Yon Bustamante (ESP)

Croatia

Players		Goals / shots									Attack					Def.			Penalties			TP			
#	Surname and name	S	Tot.	%	9m	6m	Wing	7m	FB	Brk.	LD	As.	PC	E7	E2	TF	St.	C7	Blk	YC	2m		R	B	
1	ERES Ivan	S																							14:50
4	MALEC Lovro																								
5	MILETA Fran		4/6	67			2/4	1/1	1/1					1				1							55:36
6	NOVAK Dominik		2/3	67	2/3											2						2			32:31
9	GODEC Karlo		1/2	50			1/2						1			1	1								28:12
12	PANJAN Ivan																								41:48
13	VISTOROP Filip	S	2/6	33	0/4	1/1				1/1			1			4	1								26:35
14	MARTINOVIC Ivan	S	0/6	0	0/5					0/1			2	3		1						1			26:32
17	SPRUK Tomislav	S	0/1	0			0/1																		17:43
18	MILICEVIC Adrian																								27:15
19	SRNA Zvonimir		1/1	100					1/1				2	1											8:09
20	VEKIC Josip	S											2					1							27:10
21	RACIC Marko																								
22	PAPIC Daniel	S												1				2				1			33:56
25	ŠARAC Josip	S	7/12	58	5/9				1/1	1/2					2	3	1	1	2			1			45:48
45	JAGANJAC Halil		6/10	60	1/4				2/2	3/4			1		1	1									33:55
	Team / bench																				1	1	1		
	UKUPNO		23/47	49	8/25	1/1	3/7	1/1	5/5	5/8	0/0		7	7	1	3	12	5	3	2	2	5	1	0	

Goalkeepers		Saves / shots								
#	Surname and name	Tot.	%	9m	6m	Wing	7m	FB	Brk.	LD
1	EREŠ Ivan	1/10	10		0/1	1/4	0/1	0/2	0/2	
12	PANJAN Ivan	8/27	30	5/9	0/5	0/7	2/2	1/4		
	TOTAL	9/37	24	5/9	0/6	1/11	2/3	1/6	0/2	0/0

Coach: Davor Dominikovic

Number of attacks: 59, Efficiency: 39%, Average Duration: 31.1 seconds

Attack by type of defense

	Shots	9m	6m	Wing	TF	E7	E2
On def. 6-0	0/0	0/0	0/0	0/0	0	0	2
On def. 5-1	12/25	7/18	0/0	2/2	6	0	0
On def. 4-2	5/16	1/7	1/1	1/5	6	1	1
Fastbreak	5/5				0	0	0

Defense by type

	Total	9m	6m	Wing	Stl.	C7	2m
Def. 6-0	18/29	3/11	4/4	9/12	0	3	3
Def. 5-1	4/6	1/3	2/2	1/1	5	0	2
Fastbreak	5/6				0	0	0

Attack with goalkeeper out

	Attack				Reaction		
	Att.	Eff.	Shots	TF	FB	LD	Tot.
GK out pl. minority	1	0%	0/1	1	0/0	0/0	0/0
GK in	58	40%	23/46	11	5/6	0/0	5/6

GK out attack is counted if one part or whole attack was GK out

Attack with player superiority/minority

	Attack				Reaction		
	Att.	Eff.	Shots	TF	FB	LD	Tot.
Superiority +1	7	43%	3/6	2	1/1	0/0	1/1
Normal	39	38%	15/30	6	3/4	0/0	3/4
Minority -1	12	42%	5/11	3	1/1	0/0	1/1

Player superiority counted at the end of attack (in case it changes during attack)

Defense with opponent goalkeeper out

	Attack				Reaction		
	Att.	Eff.	Shots	TF	FB	LD	Tot.
GK in	59	47%	28/44	15	5/5	0/0	5/5

Defense with player superiority/minority

	Attack				Reaction		
	Att.	Eff.	Shots	TF	FB	LD	Tot.
Minority -1	12	42%	5/9	3	0/0	0/0	0/0
Normal	39	41%	16/27	12	5/5	0/0	5/5
Superiority +1	7	86%	6/7	0	0/0	0/0	0/0

Jersey number Tot. Total shooting 6m 6m (line) shooting 9m 9m shooting Wng Wing shooting FB Fastbreak sh. 7m 7m penalty sh.
Brk. Breakthrough sh. LD Long distance sh. As. Assists PC Pass clear chance E7 Earned 7m pen. TF Technical faults St. Steals
2m 2m punishments C7. Committed 7m E2 Earned 2m pun. YC. Yellow cards R/B Red/Blue cards Blk. Blocks S Starting Line-up



2019 IHF Men's Junior (U21) World Championship

Pontevedra / Vigo (Spain)

Final



Match Team Statistics

France 28 - 23 Croatia

28.7.2019. 16:30

Match No. 92

(15 - 10) (13 - 13)

Attendance: 2200

As Travesas Sports Hall

Referees: Javier Alvarez Mata (ESP) / Yon Bustamante (ESP)

Shot distribution by player

4 L. Malec

5 F. Mileta

1/1		1/1
1/1		
1/1		

6 D. Novak

		1/1
1/1		

1 post

9 K. Godec

1 post 1/1 lob

13 F. Vistorop

1/1	1/1	

2 block

14 I. Martinovic

2 block

17 T. Špruk

18 A. Milicevic

19 Z. Srna

1/1		

20 J. Vekic

21 M. Racic

22 D. Papic

25 J. Šarac

		1/1
1/1	1/1	4/4

1 miss.

45 H. Jaganjac

3/3	2/2	1/1

1 miss. 1 block

TOTAL

1/1		3/3
1/1		
8/8	4/4	5/5

2 post 2 miss. 5 block 1/1 lob

Saves distribution goalkeepers

1 I. Ereš

0/1		
0/1		
0/1		0/3

12 I. Panjan

0/3	0/1	0/1
0/2		0/1
0/3		0/6

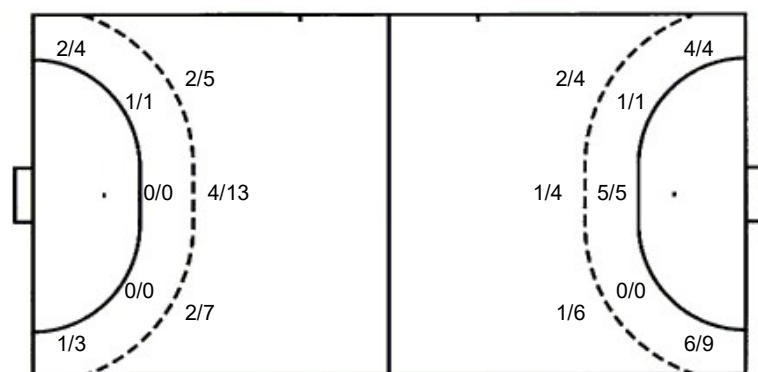
TOTAL

0/4	0/1	0/1
0/3		0/1
0/4		0/9

Shots by position

ATTACK

DEFENSE



7m penalties 1/1
Fastbreak 5/5
Breakthrough 5/8
Long dist. 0/0

7m penalties 1/3
Fastbreak 5/6
Breakthrough 2/2
Long dist. 0/0

Shooting statistics

Position	Goals	Sav.	Miss.	Post	Blk.	Total	%
Back (9m)	8	9	2	1	5	25	32
Line (6m)	1	0	0	0	0	1	100
Wing	3	3	0	1	0	7	43
7m penalties	1	0	0	0	0	1	100
Fastbreak	5	0	0	0	0	5	100
Breakthrough	5	3	0	0	0	8	63
Total	23	15	2	2	5	47	49

Jersey number Tot. Total shooting 6m 6m (line) shooting 9m 9m shooting Wng. Wing shooting FB Fastbreak sh. 7m 7m penalty sh.
Brk. Breakthrough sh. LD Long distance sh. As. Assists PC Pass clear chance E7 Earned 7m pen. TF Technical faults St. Steals
2m 2m punishments C7. Committed 7m E2 Earned 2m pun. YC. Yellow cards R/B Red/Blue cards Blk. Blocks S Starting Line-up



2019 IHF Men's Junior (U21) World Championship

Pontevedra / Vigo (Spain)

Final



Match Team Statistics

Match No. 92

France 28 - 23 Croatia

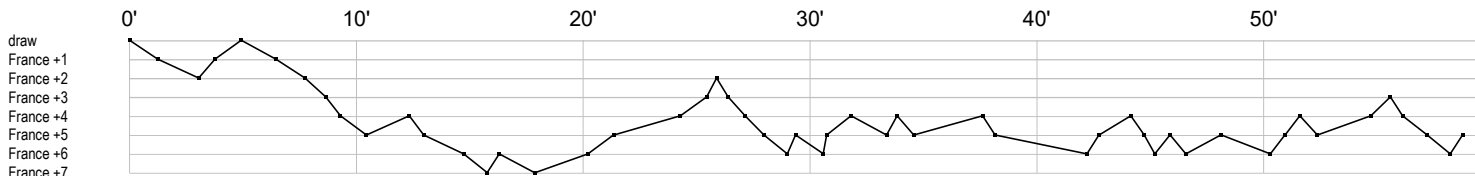
(15 - 10) (13 - 13)

28.7.2019. 16:30

Attendance: 2200

As Travesas Sports Hall

Referees: Javier Alvarez Mata (ESP) / Yon Bustamante (ESP)



France

2	Richert B	f g g g g f
4	Bos J	p p a a ft a f
6	Gaudin N	g f f g
7	Poyet T	
8	Mohamed A	gf a g g g
9	Villeminot K	a f bg a a a t t g x g g ft b t a a
10	Nahi D	g t p g g t2
11	Kempf E	2 f g a
12	Ivah G	
15	Damiani C	g a ei t
16	Kieffer V	s r r s s s s r r r r r r r s r s s r r r s r r r s r r s r
19	Gibelin Y	e t a a cy a a fa t2 t 2 g
20	Mapu J	y g g i e g
21	Dourte R	x g x g t
24	Prandi E	p a t f f x f a f a p a
26	Cochery A	

Croatia

1	Ereš I	r r s r r r r r r
4	Malec L	
5	Mileta F	p f g f bg g g
6	Novak D	g g t 2 t f 2
9	Godec K	t ba g
12	Panjan I	r s r s s s r r r r s r r r r s s r r r r s r r r r r
13	Vistorop F	f t t f p g ft f b t g
14	Martinovic I	f p py p t f fa f f a f
17	Špruk T	f
18	Milicevic A	
19	Srna Z	a g a
20	Vekic J	b a a
21	Racic M	
22	Papic D	e 2c c
25	Šarac J	t c g g f f f 2 g g gi x t bgi t f g f x
45	Jaganjac H	ff p g g f g ig g g t f

In game	g Goal scored	f Missed shot	a Assist	t Technical faults	b Steal
2 2min suspension	e Earned 7m	c Committed 7m	y Yellow card	r Red Card	k Blue card
i Earned 2min.	x Block	4 4min suspension	p Pass for clear chance	s Saved shot	r Received goal