



2019 IHF Men's Junior (U21) World Championship

Pontevedra / Vigo (Spain)

Placement Match 5-6



Match Team Statistics

Denmark 34 - 26 Slovenia

28.7.2019. 11:30

Match No. 90

(21 - 14) (13 - 12)

Attendance: 200

As Travesas Sports Hall

Referees: Ruben Dario Burgos (ARG) / Gonzalo Javier Delgado (ARG)

Denmark

#	Surname and name	S	Goals / shots								Attack				Def.			Penalties			TP			
			Tot.	%	9m	6m	Wing	7m	FB	Brk.	LD	As.	PC	E7	E2	TF	St.	C7	Blk	YC		2m	R	B
3	AGGER PEDERSEN Anders		1/2	50		1/2										1	1							18:22
4	MAGAARD Andreas		1/1	100		1/1									1							1		25:51
5	MOLLER Mathias B.	S	2/5	40	1/1		0/2		0/1	1/1					3									22:37
6	WURTZ Jonathan																							
7	VINTHER Nikolai S.	S																						30:37
8	LINDGREN Kasper															1					1		1	29:23
10	TILSTED Frederik		7/10	70	2/3		1/1	1/1	3/5						2	2								38:55
11	GIDSEL Mathias	S	4/4	100	2/2		2/2								1		1	1					1	43:23
12	BOUTAF Salah	S													3	1								58:09
14	JORGENSEN Lukas		3/3	100		2/2			1/1						1		1							31:18
15	LAERKE Emil	S	4/9	44	3/8		1/1								4			2			1			36:33
18	DOLBERG PLOUGSTRUP Jens		1/2	50	1/2										3			1						16:34
20	BONDE Christoffer	S																						0:55
21	NORLYK Oliver	S	3/7	43	2/5				1/2						1		1					1		45:39
22	RASMUSSEN Oscar V.																							
23	JAKOBSEN Emil M.		8/9	89	1/1		6/7		1/1						1									21:44
	Team / bench																							
	UKUPNO		34/52	65	12/22	4/5	10/13	1/1	6/10	1/1	0/0	19	4	2	2	10	3	2	1	1	3	0	0	

#	Surname and name	Saves / shots								
		Tot.	%	9m	6m	Wing	7m	FB	Brk.	LD
12	BOUTAF Salah	16/42	38	2/9	5/11	2/5	2/2	2/4	3/11	
20	BONDE Christoffer									
	TOTAL	16/42	38	2/9	5/11	2/5	2/2	2/4	3/11	0/0

Coach: Stefan Madsen

Number of attacks: 64, Efficiency: 53%, Average Duration: 28.6 seconds

Attack by type of defense

	Shots	9m	6m	Wing	TF	E7	E2
On def. 6-0	11/19	5/11	3/3	3/5	6	1	2
On def. 5-1	12/18	5/9	1/2	6/7	3	0	0
On def. 4-2	1/1	1/1	0/0	0/0	0	0	0
On def. 3-2-1	3/3	1/1	0/0	1/1	1	1	0
Fastbreak	6/10				0	0	0

Attack with goalkeeper out

	Attack				Reaction		
	Att.	Eff.	Shots	TF	FB	LD	Tot.
GK out pl. minority	1	100%	1/1	0	0/0	0/0	0/0
GK in	63	52%	33/51	10	2/4	0/0	2/4

GK out attack is counted if one part or whole attack was GK out

Attack with player superiority/minority

	Attack				Reaction		
	Att.	Eff.	Shots	TF	FB	LD	Tot.
Superiority +1	2	50%	1/2	0	0/0	0/0	0/0
Normal	55	49%	27/43	10	2/4	0/0	2/4
Minority -1	5	100%	5/5	0	0/0	0/0	0/0

Player superiority counted at the end of attack (in case it changes during attack)

Defense by type

	Total	9m	6m	Wing	Stl.	C7	2m
Def. 6-0	24/46	7/15	6/11	3/8	2	2	3
Def. 5-1	0/0	0/0	0/0	0/0	1	0	0
Fastbreak	2/4				0	0	0

Defense with opponent goalkeeper out

	Attack				Reaction		
	Att.	Eff.	Shots	TF	FB	LD	Tot.
GK in	65	40%	26/53	17	6/10	0/0	6/10

Defense with player superiority/minority

	Attack				Reaction		
	Att.	Eff.	Shots	TF	FB	LD	Tot.
Minority -1	6	67%	4/6	1	0/0	0/0	0/0
Normal	55	36%	20/44	15	6/10	0/0	6/10
Superiority +1	3	33%	1/2	1	0/0	0/0	0/0

Jersey number Tot. Total shooting 6m 6m (line) shooting 9m 9m shooting Wng Wing shooting FB Fastbreak sh. 7m 7m penalty sh.
 Brk. Breakthrough sh. LD Long distance sh. As. Assists PC Pass clear chance E7 Earned 7m pen. TF Technical faults St. Steals
 2m 2m punishments C7. Committed 7m E2 Earned 2m pun. YC. Yellow cards R/B Red/Blue cards Blk. Blocks S Starting Line-up



2019 IHF Men's Junior (U21) World Championship

Pontevedra / Vigo (Spain)

Placement Match 5-6



Match Team Statistics

Match No. 90

Denmark 34 - 26 Slovenia

(21 - 14) (13 - 12)

28.7.2019. 11:30

Attendance: 200

As Travesas Sports Hall

Referees: Ruben Dario Burgos (ARG) / Gonzalo Javier Delgado (ARG)

Shot distribution by player

3 A. Agger Pedersen

		1/1

4 A. Magaard

	1/1	

5 M. Moller

		1/1
		1/1

2 post

6 J. Wurtz

7 N. Vinther

8 K. Lindgren

10 F. Tilsted

1/1		1/1
2/2		3/3

1 post 1 miss.

11 M. Gisdal

1/1		
2/2		1/1

14 L. Jorgensen

		2/2
		1/1

15 E. Laerke

		2/3
		2/2

1 post 3 miss.

18 J. Dolberg
Plougstrup

1/1		

1 block

21 O. Norlyk

1/1		
1/1		1/1

2 miss. 1 block

22 O. Rasmussen

23 E. Jakobsen

		2/2
	1/1	4/4

TOTAL

2/2		8/9
1/1		
6/6	2/2	14/14

4 post 6 miss. 2 block

Saves distribution goalkeepers

12 S. Boutaf

0/2		0/4
0/1		0/1
0/6		0/12

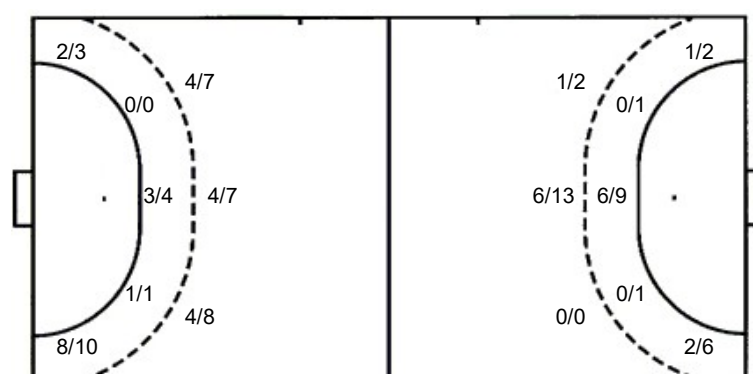
20 C. Bonde

TOTAL

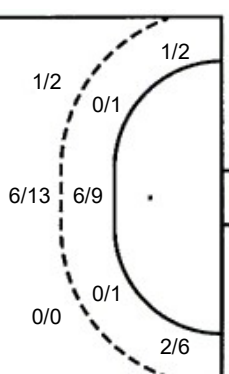
0/2		0/4
0/1		0/1
0/6		0/12

Shots by position

ATTACK



DEFENSE



7m penalties 1/1
Fastbreak 6/10
Breakthrough 1/1
Long dist. 0/0

7m penalties 0/3
Fastbreak 2/4
Breakthrough 8/12
Long dist. 0/0

Shooting statistics

Position	Goals	Sav.	Miss.	Post	Blk.	Total	%
Back (9m)	12	1	6	1	2	22	55
Line (6m)	4	1	0	0	0	5	80
Wing	10	2	0	1	0	13	77
7m penalties	1	0	0	0	0	1	100
Fastbreak	6	2	0	2	0	10	60
Breakthrough	1	0	0	0	0	1	100
Total	34	6	6	4	2	52	65

Jersey number Tot. Total shooting 6m 6m (line) shooting 9m 9m shooting Wng. Wing shooting FB Fastbreak sh. 7m 7m penalty sh.
Brk. Breakthrough sh. LD Long distance sh. As. Assists PC Pass clear chance E7 Earned 7m pen. TF Technical faults St. Steals
2m 2m punishments C7. Committed 7m E2 Earned 2m pun. YC. Yellow cards R/B Red/Blue cards Blk. Blocks S Starting Line-up



2019 IHF Men's Junior (U21) World Championship

Pontevedra / Vigo (Spain)

Placement Match 5-6



Match Team Statistics

Denmark 34 - 26 Slovenia

28.7.2019. 11:30

Match No. 90

(21 - 14) (13 - 12)

Attendance: 200

As Travesas Sports Hall

Referees: Ruben Dario Burgos (ARG) / Gonzalo Javier Delgado (ARG)

Slovenia

Players		Goals / shots									Attack					Def.			Penalties			TP			
#	Surname and name	S	Tot.	%	9m	6m	Wing	7m	FB	Brk.	LD	As.	PC	E7	E2	TF	St.	C7	Blk	YC	2m		R	B	
1	FERJAN Mark																								10:11
3	ZABIC Stefan												1			1			1						34:30
5	HORZEN Kristjan	S	6/8	75		5/7				1/1						2			1						47:24
6	HORVAT Gašper		6/12	50	4/7				0/2	2/3			2	1		2	4	1					1		33:59
8	ROZMAN Tim	S	0/1	0						0/1						1	2								7:40
9	OCVIRK Gregor	S	2/7	29	2/6			0/1					1	1			1								16:30
10	PIRNAT Nik	S											1	1											16:14
11	PIPP Matic	S	1/2	50			1/2											1							32:01
14	KOTAR Marko		4/7	57		1/1	0/1	0/1	2/2	1/2			6	5	1		3		1						32:39
15	MAZEJ Tadej		0/3	0		0/3										2									33:32
16	DOBAJ Gašper	S																							48:15
17	KOTAR Miha		1/3	33	1/2					0/1			3	3	1										42:07
18	GARTNER Tine		1/2	50			0/1			1/1													1		19:45
19	KOSEC Matic		3/3	100						3/3			1			2									11:57
21	NOVAK Domen	S	2/5	40			2/4	0/1					1												33:16
	Team / bench																								
	UKUPNO		26/53	49	7/15	6/11	3/8	0/3	2/4	8/12	0/0		16	11	2	3	17	2	1	2	0	2	0	0	

Goalkeepers		Saves / shots								
#	Surname and name	Tot.	%	9m	6m	Wing	7m	FB	Brk.	LD
1	FERJAN Mark	0/8	0	0/3	0/1	0/2	0/1		0/1	
16	DOBAJ Gašper	6/32	19	1/10	1/4	2/10		2/8		
	TOTAL	6/40	15	1/13	1/5	2/12	0/1	4/8	0/1	0/0

Coach: Saša Prapotnik

Number of attacks: 65, Efficiency: 40%, Average Duration: 27.2 seconds

Attack by type of defense

	Shots	9m	6m	Wing	TF	E7	E2
On def. 6-0	24/46	7/15	6/11	3/8	17	2	3
Fastbreak	2/4				0	0	0

Attack with goalkeeper out

	Attack				Reaction		
	Att.	Eff.	Shots	TF	FB	LD	Tot.
GK in	65	40%	26/53	17	6/10	0/0	6/10

GK out attack is counted if one part or whole attack was GK out

Attack with player superiority/minority

	Attack				Reaction		
	Att.	Eff.	Shots	TF	FB	LD	Tot.
Superiority +1	6	67%	4/6	1	0/0	0/0	0/0
Normal	55	36%	20/44	15	6/10	0/0	6/10
Minority -1	3	33%	1/2	1	0/0	0/0	0/0

Player superiority counted at the end of attack (in case it changes during attack)

Defense by type

	Total	9m	6m	Wing	Stl.	C7	2m
Def. 6-0	11/19	5/11	3/3	3/5	2	0	2
Def. 5-1	12/18	5/9	1/2	6/7	0	0	0
Def. 4-2	1/1	1/1	0/0	0/0	0	0	0
Def. 3-2-1	3/3	1/1	0/0	1/1	0	1	0
Fastbreak	6/10				0	0	0

Defense with opponent goalkeeper out

	Attack				Reaction		
	Att.	Eff.	Shots	TF	FB	LD	Tot.
GK out (7 on 6)	0	0%	0/0	0	0/0	0/0	0/0
GK in	63	52%	33/51	10	2/4	0/0	2/4

Defense with player superiority/minority

	Attack				Reaction		
	Att.	Eff.	Shots	TF	FB	LD	Tot.
Minority -1	2	50%	1/2	0	0/0	0/0	0/0
Normal	55	49%	27/43	10	2/4	0/0	2/4
Superiority +1	5	100%	5/5	0	0/0	0/0	0/0

Jersey number Tot. Total shooting 6m 6m (line) shooting 9m 9m shooting Wng Wing shooting FB Fastbreak sh. 7m 7m penalty sh.
 Brk. Breakthrough sh. LD Long distance sh. As. Assists PC Pass clear chance E7 Earned 7m pen. TF Technical faults St. Steals
 2m 2m punishments C7. Committed 7m E2 Earned 2m pun. YC. Yellow cards R/B Red/Blue cards Blk. Blocks S Starting Line-up



2019 IHF Men's Junior (U21) World Championship

Pontevedra / Vigo (Spain)

Placement Match 5-6



Match Team Statistics

Match No. 90

Denmark 34 - 26 Slovenia

(21 - 14) (13 - 12)

28.7.2019. 11:30

Attendance: 200

As Travesas Sports Hall

Referees: Ruben Dario Burgos (ARG) / Gonzalo Javier Delgado (ARG)

Shot distribution by player

3 S. Zabic

5 K. Horzen

1/1		
2/2		3/3

6 G. Horvat

		3/3
1/1		2/2

2 post

8 T. Rozman

1 post

9 G. Ocvirk

1/1		1/1

1 post 1 miss. 2 block

10 N. Pirnat

11 M. Pipp

		1/1

1 miss.

14 M. Kotar

		4/4

15 T. Mazej

17 M. Kotar

1/1		

18 T. Gartner

1/1		

19 M. Košec

		1/1
		2/2

21 D. Novak

1/1		
1/1		

3 post

TOTAL

2/2		4/4
1/1		1/1
6/6		12/12

7 post 2 miss. 2 block

Saves distribution goalkeepers

1 M. Ferjan

0/1		0/2
0/1		
		0/4

16 G. Dobaj

0/1		1/7
0/6	0/2	0/10

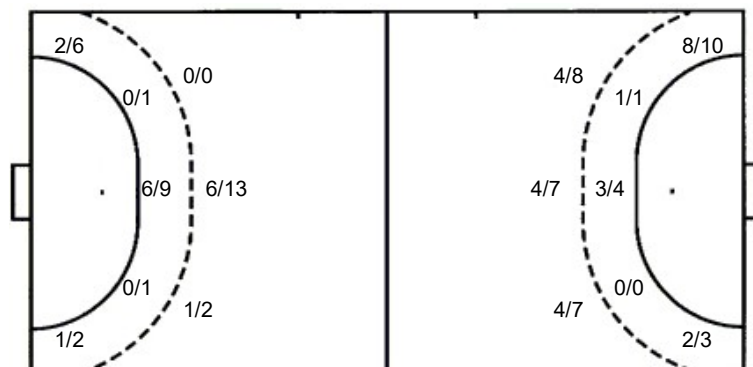
TOTAL

0/2		1/9
0/1		
0/6	0/2	0/14

Shots by position

ATTACK

DEFENSE



7m penalties 0/3

Fastbreak 2/4

Breakthrough 8/12

Long dist. 0/0

7m penalties 1/1

Fastbreak 6/10

Breakthrough 1/1

Long dist. 0/0

Shooting statistics

Position	Goals	Sav.	Miss.	Post	Blk.	Total	%
Back (9m)	7	2	1	3	2	15	47
Line (6m)	6	5	0	0	0	11	55
Wing	3	2	1	2	0	8	38
7m penalties	0	2	0	1	0	3	0
Fastbreak	2	2	0	0	0	4	50
Breakthrough	8	3	0	1	0	12	67
Total	26	16	2	7	2	53	49

Jersey number Tot. Total shooting 6m 6m (line) shooting 9m 9m shooting Wng. Wing shooting FB Fastbreak sh. 7m 7m penalty sh.
 Brk. Breakthrough sh. LD Long distance sh. As. Assists PC Pass clear chance E7 Earned 7m pen. TF Technical faults St. Steals
 2m 2m punishments C7. Committed 7m E2 Earned 2m pun. YC. Yellow cards R/B Red/Blue cards Blk. Blocks S Starting Line-up

