



2019 IHF Men's Junior (U21) World Championship

Pontevedra / Vigo (Spain)

Group D



Match Team Statistics

Match No. 36

Argentina 23 - 31 Denmark

(11 - 13) (12 - 18)

19.7.2019. 12:00

Attendance: 300

Pavillon Municipal de
Deportes de Pontevedra

Referees: Samir Krichen (TUN) / Samir Makhlouf (TUN)

Argentina

#	Surname and name	S	Goals / shots								Attack					Def.			Penalties			TP						
			Tot.	%	9m	6m	Wing	7m	FB	Brk.	LD	As.	PC	E7	E2	TF	St.	C7	Blk	YC	2m		R	B				
1	GIOVAGNOLA Santiago Agustin																										0:20	
3	FLORES Tomas Ezequiel	S	2/4	50	0/1	1/1		0/1	1/1																		30:00	
4	GONZALEZ Franco		3/4	75	1/2	1/1	1/1																				22:44	
5	SAUD SULAK Federico Tomas		1/2	50	1/2																						24:37	
7	GIMENEZ Federico Agustin	S																									22:19	
8	SCHANKULA Valentin	S	0/1	0			0/1																				23:52	
9	MARTINEZ CAMI Pedro	S	5/9	56	2/5				1/1	1/2	1/1	4	7	3	1	1	1										38:53	
10	MINGUEZ Pablo Emanuel		1/1	100	1/1																						7:16	
11	LOPEZ PEREZ Ignacio Tomas		6/10	60	0/3			5/5		1/2		2			1	2											32:01	
12	AGNOLETTI Nicolas Gaston	S																									56:36	
13	SANFELIPPO Manuel Augusto		0/2	0			0/2																				16:38	
14	BASUALDO Mauricio	S	0/1	0	0/1																						29:18	
16	CANETE Tomas		1/1	100	1/1																						32:48	
17	PARES Juan Valentin		0/4	0		0/1	0/2	0/1																			22:38	
18	MARINARO Tomas Joaquin	S	3/4	75		3/3	0/1																				48:10	
19	SAMUDIO Nicolas Alejandro		1/2	50		1/2																					11:50	
	Team / bench																											
	UKUPNO		23/45	51	6/16	6/8	1/7	5/7	2/2	2/4	1/1	6	9	6	2	12	1	2	3	2	2	0	0					

Goalkeepers		Saves / shots									
#	Surname and name	Tot.	%	9m	6m	Wing	7m	FB	Brk.	LD	
1	GIOVAGNOLA Santiago Agustin	0/1	0				0/1				
12	AGNOLETTI Nicolas Gaston	8/36	22	4/14	0/4	2/7	0/1	1/4	1/6		
	TOTAL	8/37	22	4/14	0/4	2/7	0/2	1/4	1/6	0/0	

Coach: Fernando Luis Capurro

Number of attacks: 47, Efficiency: 49%, Average Duration: 34.9 seconds

Attack by type of defense

	Shots	9m	6m	Wing	TF	E7	E2
On def. 6-0	11/30	5/15	6/8	0/5	11	5	2
On def. 5-1	4/5	1/1	0/0	1/2	1	1	0
Fastbreak	2/2				0	0	0

Defense by type

	Total	9m	6m	Wing	Stl.	C7	2m
Def. 6-0	21/38	9/21	3/4	5/9	1	2	2
Def. 5-1	2/4	1/2	0/0	0/0	0	0	0
Fastbreak	4/5				0	0	0

Attack with goalkeeper out

	Attack				Reaction		
	Att.	Eff.	Shots	TF	FB	LD	Tot.
GK in	47	49%	23/42	12	3/4	1/2	4/6

GK out attack is counted if one part or whole attack was GK out

Defense with opponent goalkeeper out

	Attack				Reaction		
	Att.	Eff.	Shots	TF	FB	LD	Tot.
GK out (7 on 6)	0	0%	0/0	0	0/0	0/0	0/0
GK in	44	66%	29/48	8	2/2	1/1	3/3

Attack with player superiority/minority

	Attack				Reaction		
	Att.	Eff.	Shots	TF	FB	LD	Tot.
Superiority +2	2	100%	2/3	0	0/0	0/0	0/0
Superiority +1	3	67%	2/4	0	0/0	0/0	0/0
Normal	30	50%	15/29	7	3/4	1/1	4/5
Minority -1	3	33%	1/3	1	0/0	0/1	0/1

Player superiority counted at the end of attack (in case it changes during attack)

Defense with player superiority/minority

	Attack				Reaction		
	Att.	Eff.	Shots	TF	FB	LD	Tot.
Minority -1	5	80%	4/5	0	0/0	0/0	0/0
Normal	27	74%	20/34	3	1/1	0/0	1/1
Superiority +1	4	75%	3/4	1	0/0	0/0	0/0
Superiority +2	2	0%	0/1	1	0/0	1/1	1/1

Jersey number Tot. Total shooting 6m 6m (line) shooting 9m 9m shooting Wng. Wing shooting FB Fastbreak sh. 7m 7m penalty sh.
Brk. Breakthrough sh. LD Long distance sh. As. Assists E7 Earned 7m pen. TF Technical faults St. Steals
2m 2m punishments C7. Committed 7m E2 Earned 2m pun. YC. Yellow cards R/B Red/Blue cards Blk. Blocks S Starting Line-up



2019 IHF Men's Junior (U21) World Championship

Pontevedra / Vigo (Spain)

Group D



Match Team Statistics

Match No. 36

Argentina 23 - 31 Denmark

(11 - 13) (12 - 18)

19.7.2019. 12:00

Attendance: 300

Pavillon Municipal de Deportes de Pontevedra

Referees: Samir Krichen (TUN) / Samir Makhlouf (TUN)

Shot distribution by player

3 T. Flores

	1/1	
1/1	0/1	

0/1 lob

4 F. Gonzalez

1/2		
1/1		1/1

5 F. Saud Sulak

		1/1
	0/1	

7 F. Gimenez

8 V. Schankula

	0/1	

9 P. Martinez Cami

1/1		2/3
1/2	0/2	1/1

10 P. Minguez

		1/1

11 I. Lopez Perez

2/2	1/1	0/1
1/1		
0/1		2/2

1 miss. 1 block

13 M. Sanfelippo

		0/1

1 post

14 M. Basualdo

1 miss.

16 T. Canete

		1/1

17 J. Pares

3 post 1 miss.

18 T. Marinaro

1/1		
		1/1
	1/1	

1 post

19 N. Samudio

		1/2

TOTAL

4/4	2/2	4/6
3/5	0/1	1/2
3/5	1/5	5/5

5 post 3 miss. 1 block 0/1 lob

Saves distribution goalkeepers

1 S. Giovagnola

		0/1

12 N. Agnoletti

1/7		1/3
2/3		0/3
2/7	2/6	1/8

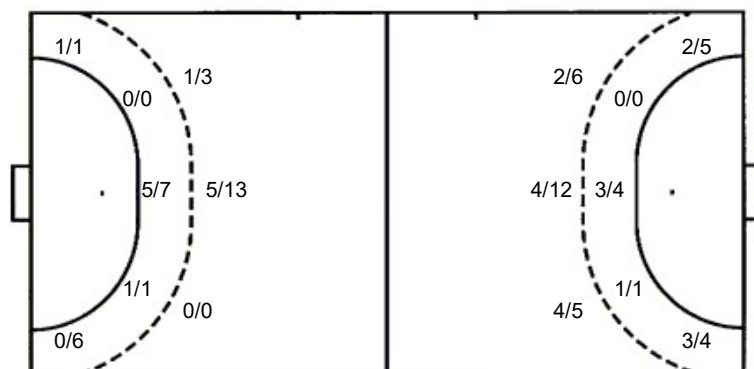
TOTAL

1/7		1/4
2/3		0/3
2/7	2/6	1/8

Shots by position

ATTACK

DEFENSE



7m penalties 5/7
Fastbreak 2/2
Breakthrough 2/4
Long dist. 1/1

7m penalties 2/2
Fastbreak 4/5
Breakthrough 5/6
Long dist. 1/2

Shooting statistics

Position	Goals	Sav.	Miss.	Post	Blk.	Total	%
Back (9m)	6	7	2	0	1	16	38
Line (6m)	6	1	0	1	0	8	75
Wing	1	2	1	3	0	7	14
7m penalties	5	1	0	1	0	7	71
Fastbreak	2	0	0	0	0	2	100
Breakthrough	2	2	0	0	0	4	50
Total	22	13	3	5	1	44	50



2019 IHF Men's Junior (U21) World Championship

Pontevedra / Vigo (Spain)

Group D



Match Team Statistics

Match No. 36

Argentina 23 - 31 Denmark

(11 - 13) (12 - 18)

19.7.2019. 12:00

Attendance: 300

Pavillon Municipal de
Deportes de Pontevedra

Referees: Samir Krichen (TUN) / Samir Makhlouf (TUN)

Denmark

Players		Goals / shots									Attack					Def.			Penalties			TP			
#	Surname and name	S	Tot.	%	9m	6m	Wing	7m	FB	Brk.	LD	As.	PC	E7	E2	TF	St.	C7	Blk	YC	2m	R	B		
3	AGGER PEDERSEN Anders																								10:02
4	MAGAARD Andreas	S	3/4	75		3/4												1							40:08
5	MOLLER Mathias B.	S	0/1	0	0/1								1												10:28
6	WURTZ Jonathan																								
7	VINTHER Nikolai S.																								
8	LINDGREN Kasper																	1	1						18:05
10	TILSTED Frederik		2/6	33	1/4					1/2		1				2									16:58
11	GIDSEL Mathias	S	5/6	83	1/2				1/1	3/3		3	3			1	1	2			1	1			34:37
12	BOUTAF Salah		1/2	50							1/2		1												57:50
14	JORGENSEN Lukas		2/2	100		1/1			1/1			1													29:19
15	LAERKE Emil	S	6/9	67	4/7			2/2				2	2	1	1	1									40:08
18	DOLBERG PLOUGSTRUP Jens		2/6	33	2/6							1	1												18:34
19	IVERSEN Frederik	S	4/7	57			2/5		1/1	1/1				1	1	1		2							59:13
20	BONDE Christoffer	S																							0:19
21	NORLYK Oliver		2/3	67	2/3										1										25:42
22	RASMUSSEN Oscar V.	S	4/6	67			3/4		1/2							2		1		1					58:37
	Team / bench																								
	UKUPNO		31/52	60	10/23	4/5	5/9	2/2	4/5	5/6	1/2	8	8	2	2	8	1	7	1	2	3	0	0		

Goalkeepers		Saves / shots								
#	Surname and name	Tot.	%	9m	6m	Wing	7m	FB	Brk.	LD
12	BOUTAF Salah	13/36	36	7/13	1/7	2/3	1/6	0/2	2/4	0/1
20	BONDE Christoffer									
	TOTAL	13/36	36	7/13	1/7	2/3	1/6	1/2	2/4	0/1

Coach: **Stefan Madsen**

Number of attacks: 46, Efficiency: 67%, Average Duration: 42.6 seconds

Attack by type of defense

	Shots	9m	6m	Wing	TF	E7	E2
On def. 6-0	21/38	9/21	3/4	5/9	8	2	2
On def. 5-1	2/4	1/2	0/0	0/0	0	0	0
Fastbreak	4/5				0	0	0

Defense by type

	Total	9m	6m	Wing	Stl.	C7	2m
Def. 6-0	11/30	5/15	6/8	0/5	1	6	3
Def. 5-1	4/5	1/1	0/0	1/2	0	1	0
Fastbreak	2/2				0	0	0

Attack with goalkeeper out

	Attack				Reaction		
	Att.	Eff.	Shots	TF	FB	LD	Tot.
GK out pl. minority	2	50%	1/3	0	0/0	0/0	0/0
GK in	44	66%	29/48	8	2/2	1/1	3/3

GK out attack is counted if one part or whole attack was GK out

Defense with opponent goalkeeper out

	Attack				Reaction		
	Att.	Eff.	Shots	TF	FB	LD	Tot.
GK in	47	49%	23/42	12	3/4	1/2	4/6

Attack with player superiority/minority

	Attack				Reaction		
	Att.	Eff.	Shots	TF	FB	LD	Tot.
Superiority +1	5	80%	4/5	0	0/0	0/0	0/0
Normal	27	74%	20/34	3	1/1	0/0	1/1
Minority -1	4	75%	3/4	1	0/0	0/0	0/0
Minority -2	2	0%	0/1	1	0/0	1/1	1/1

Player superiority counted at the end of attack (in case it changes during attack)

Defense with player superiority/minority

	Attack				Reaction		
	Att.	Eff.	Shots	TF	FB	LD	Tot.
Minority -2	2	100%	2/3	0	0/0	0/0	0/0
Minority -1	3	67%	2/4	0	0/0	0/0	0/0
Normal	30	50%	15/29	7	3/4	1/1	4/5
Superiority +1	3	33%	1/3	1	0/0	0/1	0/1

Jersey number Tot. Total shooting 6m 6m (line) shooting 9m 9m shooting Wng. Wing shooting FB Fastbreak sh. 7m 7m penalty sh.
 Brk. Breakthrough sh. LD Long distance sh. As. Assists PC Pass clear chance E7 Earned 7m pen. TF Technical faults St. Steals
 2m 2m punishments C7. Committed 7m E2 Earned 2m pun. YC. Yellow cards R/B Red/Blue cards Blk. Blocks S Starting Line-up



2019 IHF Men's Junior (U21) World Championship

Pontevedra / Vigo (Spain)

Group D



Match Team Statistics

Match No. 36

Argentina 23 - 31 Denmark

(11 - 13) (12 - 18)

19.7.2019. 12:00

Attendance: 300

Pavillon Municipal de
Deportes de Pontevedra

Referees: Samir Krichen (TUN) / Samir Makhlouf (TUN)

Shot distribution by player

3 A. Agger Pedersen

4 A. Magaard

		1/1
	1/1	1/1

1 post

5 M. Moller

1 block

6 J. Wurtz

7 N. Vinther

8 K. Lindgren

10 F. Tilsted

		0/1
0/1		
1/2		1/1

1 block

11 M. Gidsel

1/2		1/1
1/1	1/1	1/1

14 L. Jorgensen

		2/2

15 E. Laerke

2/2		1/1
		1/1
	0/1	2/2

2 post

18 J. Dolberg

1/1		
1/2		

2 miss. 1 block

19 F. Iversen

0/1		
2/2	1/2	1/1

1 miss.

21 O. Norlyk

2/2		

1 miss.

22 O. Rasmussen

1/1		
		1/2

1 miss. 2/2 lob

TOTAL

6/7		3/4
1/3		3/3
5/7	3/5	7/8

3 post 5 miss. 3 block 2/2 lob

Saves distribution goalkeepers

12 S. Boutaf

0/4	0/2	2/6
2/5	1/1	1/2
2/5	4/5	0/5

20 C. Bonde

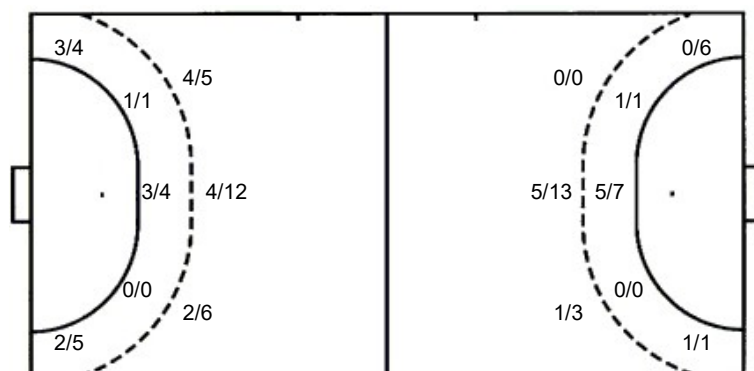
TOTAL

0/4	0/2	2/6
2/5	1/1	1/2
2/5	4/5	0/5

Shots by position

ATTACK

DEFENSE



Shooting statistics

Position	Goals	Sav.	Miss.	Post	Bik.	Total	%
Back (9m)	10	5	3	2	3	23	43
Line (6m)	4	0	0	1	0	5	80
Wing	5	2	2	0	0	9	56
7m penalties	2	0	0	0	0	2	100
Fastbreak	4	1	0	0	0	5	80
Breakthrough	5	1	0	0	0	6	83
Total	30	9	5	3	3	50	60

7m penalties 2/2
Fastbreak 4/5
Breakthrough 5/6
Long dist. 1/2

7m penalties 5/7
Fastbreak 2/2
Breakthrough 2/4
Long dist. 1/1



2019 IHF Men's Junior (U21) World Championship

Pontevedra / Vigo (Spain)

Group D



Match Team Statistics

Match No. 36

Argentina 23 - 31 Denmark

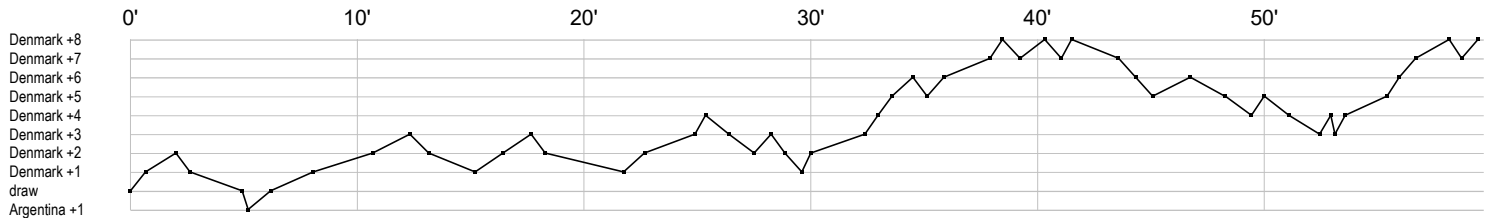
(11 - 13) (12 - 18)

19.7.2019. 12:00

Attendance: 300

Pavillon Municipal de Deportes de Pontevedra


Referees: Samir Krichen (TUN) / Samir Makhlouf (TUN)



Argentina



Denmark



In game	g Goal scored	f Missed shot	a Assist	t Technical faults	b Steal
2 2min suspension	e Earned 7m	c Committed 7m	y Yellow card	r Red Card	k Blue card
i Earned 2min.	x Block	4 4min suspension	p Pass for clear chance	s Saved shot	r Received goal