



2019 IHF Men's Junior (U21) World Championship

Pontevedra / Vigo (Spain)

Group D



Match Team Statistics

Match No. 35

Iceland 19 - 29 Norway

(11 - 17) (8 - 12)

19.7.2019. 10:00

Attendance: 300

Pavillon Municipal de
Deportes de Pontevedra

Referees: Kuursad Erdogan (TUR) / Ibrahim Ozdeniz (TUR)

Iceland

#	Surname and name	Goals / shots									Attack					Def.			Penalties			TP		
		S	Tot.	%	9m	6m	Wing	7m	FB	Brk.	LD	As.	PC	E7	E2	TF	St.	C7	Blk	YC	2m		R	B
1	SCHEVING Andri																							21:05
2	ASGEIRSSON Jakob Martin		2/4	50			1/2		1/2							1							1	29:56
3	ARONSSON Darri												1	1	2								1	30:29
4	VIGNISSON Hafpor Mar	S	1/3	33	0/2					1/1			2	1	1									26:29
5	GRIMM Hannes		0/1	0	0/1																			6:21
7	PORKELSSON Orri Freyr		4/8	50			2/2	2/4	0/1	0/1		1			1		1						1	33:13
9	GRIFFIN Daniel Orn													1										12:41
13	VALDIMARSSON Bjarni Ofeigur	S	3/10	30	0/6					3/4		1						1						42:47
14	JONSSON Sigbor Gunnar	S	0/1	0	0/1								1		1									18:39
16	HALLGRIMSSON Viktor Gisil	S											1											35:41
18	VIGNISSON Asgeir Snaer		2/4	50	1/3					1/1			1		2									32:45
19	GABRIEL MARTINEZ Robertsson	S	2/5	40			1/3		1/2			1												34:36
21	VIDARSSON Ellidi Snaer	S	3/3	100		3/3								2	1									46:02
24	DADASON Kristofer Andri		1/3	33	1/3							3		1	1									11:33
27	RIVERA Sveinn Jose		0/1	0			0/1							3										8:45
34	OSTENBERG Orn Vesteinsson	S	1/2	50	1/2										1		1			1	1			28:58
	Team / bench																							
	UKUPNO		19/45	42	3/17	3/4	4/7	2/5	2/5	5/7	0/0	6	5	5	5	11	0	2	1	2	3	0	0	

#	Surname and name	Saves / shots								
		Tot.	%	9m	6m	Wing	7m	FB	Brk.	LD
1	SCHEVING Andri	4/18	22	2/8	0/4		0/1		1/4	1/1
16	HALLGRIMSSON Viktor Gisil	2/16	13	1/4	0/3	1/2	0/1	0/2	0/4	
	TOTAL	6/34	18	3/12	0/7	1/2	0/2	0/2	1/8	1/1

Coach: Einar Andri Einarsson

Number of attacks: 52, Efficiency: 37%, Average Duration: 35.0 seconds

Attack by type of defense

	Shots	9m	6m	Wing	TF	E7	E2
On def. 6-0	15/35	3/17	3/4	4/7	11	5	5
Fastbreak	2/5				0	0	0

Defense by type

	Total	9m	6m	Wing	Stl.	C7	2m
Def. 6-0	19/27	7/12	5/5	1/2	0	2	3
Def. 5-1	5/7	2/3	2/2	0/0	0	0	0
Fastbreak	3/4				0	0	0

Attack with goalkeeper out

	Attack				Reaction		
	Att.	Eff.	Shots	TF	FB	LD	Tot.
GK out (7 on 6)	2	0%	0/3	0	0/0	0/0	0/0
GK out pl. minority	1	100%	1/1	0	0/0	0/0	0/0
GK in	49	37%	18/41	11	3/4	0/1	3/5

GK out attack is counted if one part or whole attack was GK out

Defense with opponent goalkeeper out

	Attack				Reaction		
	Att.	Eff.	Shots	TF	FB	LD	Tot.
GK out pl. super.	0	0%	0/0	0	0/0	0/0	0/0
GK in	52	52%	27/39	12	2/5	0/0	2/5

Attack with player superiority/minority

	Attack				Reaction		
	Att.	Eff.	Shots	TF	FB	LD	Tot.
Superiority +1	12	50%	6/12	1	0/0	0/1	0/1
Normal	27	30%	8/23	7	2/3	0/0	2/3
Minority -1	5	60%	3/4	1	0/0	0/0	0/0

Player superiority counted at the end of attack (in case it changes during attack)

Defense with player superiority/minority

	Attack				Reaction		
	Att.	Eff.	Shots	TF	FB	LD	Tot.
Minority -1	8	75%	6/8	1	0/0	0/0	0/0
Normal	27	59%	16/21	7	1/3	0/0	1/3
Superiority +1	9	22%	2/5	2	1/1	0/0	1/1

Jersey number Tot. Total shooting 6m 6m (line) shooting 9m 9m shooting Wng. Wing shooting FB Fastbreak sh. 7m 7m penalty sh.
Brk. Breakthrough sh. LD Long distance sh. As. Assists E7 Earned 7m pen. TF Technical faults St. Steals
2m 2m punishments C7. Committed 7m E2 Earned 2m pun. YC. Yellow cards R/B Red/Blue cards Blk. Blocks S Starting Line-up



2019 IHF Men's Junior (U21) World Championship

Pontevedra / Vigo (Spain)

Group D



Match Team Statistics

Match No. 35

Iceland 19 - 29 Norway

(11 - 17) (8 - 12)

19.7.2019. 10:00

Attendance: 300

Pavillon Municipal de Deportes de Pontevedra

Referees: Kuursad Erdogan (TUR) / Ibrahim Ozdeniz (TUR)

Shot distribution by player

2 J. Asgeirsson

1/2		
	0/1	
	1/1	

3 D. Aronsson

4 H. Vignisson

	0/1	
1/1		

1 miss.

5 H. Grimm

	0/1	

7 O. Porkelsson

	1/1	1/1
	0/1	
0/1	1/1	1/2

1 miss.

9 D. Griffin

13 B. Valdimarsson

		0/1
	0/1	
3/3		0/1

1 post 1 miss. 2 block

14 S. Jonsson

1 block

18 A. Vignisson

0/1		
1/1		1/1

1 miss.

19 R. Gabriel Martinez

0/1	0/1	
		0/1
	2/2	

21 E. Vidarsson

		1/1
	1/1	

1/1 lob

24 K. Dadason

0/1		1/1

1 block

27 S. Rivera

0/1		

34 O. Ostenberg

1/1		0/1

TOTAL

1/4	1/3	2/3
	0/4	0/1
6/9	5/5	3/6

1 post 4 miss. 4 block 1/1 lob

Saves distribution goalkeepers

1 A. Scheving

0/3	1/2	0/3
		1/1
1/3	1/2	0/4

16 V. Hallgrimsson

0/1		0/3
0/1	0/1	0/2
1/7	1/1	0/1

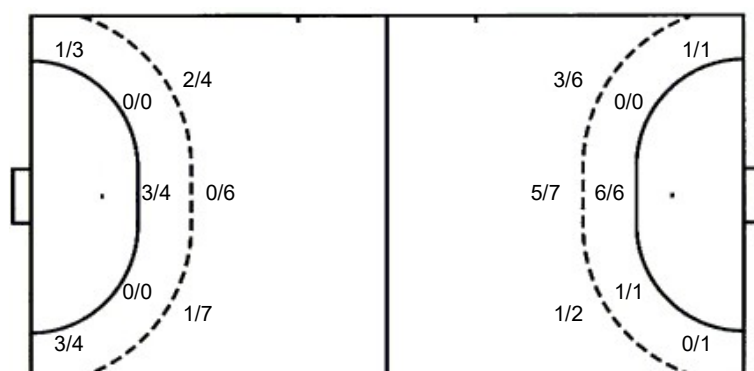
TOTAL

0/4	1/2	0/6
0/1	0/1	1/3
2/10	2/3	0/5

Shots by position

ATTACK

DEFENSE



7m penalties 2/5
Fastbreak 2/5
Breakthrough 5/7
Long dist. 0/0

7m penalties 2/2
Fastbreak 3/4
Breakthrough 7/10
Long dist. 0/1

Shooting statistics

Position	Goals	Sav.	Miss.	Post	Blk.	Total	%
Back (9m)	3	6	3	1	4	17	18
Line (6m)	3	1	0	0	0	4	75
Wing	4	3	0	0	0	7	57
7m penalties	2	3	0	0	0	5	40
Fastbreak	2	2	1	0	0	5	40
Breakthrough	5	2	0	0	0	7	71
Total	19	17	4	1	4	45	42



2019 IHF Men's Junior (U21) World Championship

Pontevedra / Vigo (Spain)

Group D



Match Team Statistics

Match No. 35

Iceland 19 - 29 Norway

(11 - 17) (8 - 12)

19.7.2019. 10:00

Attendance: 300

Pavillon Municipal de
Deportes de Pontevedra

Referees: Kuursad Erdogan (TUR) / Ibrahim Ozdeniz (TUR)

Norway

Players		Goals / shots									Attack					Def.			Penalties			TP				
#	Surname and name	S	Tot.	%	9m	6m	Wing	7m	FB	Brk.	LD	As.	PC	E7	E2	TF	St.	C7	Blk	YC	2m	R	B			
1	HAUG Robin Paulsen	S														1									57:37	
2	NAERLAND Ole	S	6/6	100		6/6																			41:09	
3	LUNDE Felix Abrahamsen		1/1	100	1/1													1							12:01	
4	SIMONSEN Sander Lovlie		1/2	50			0/1		1/1			1													50:47	
8	HELDAL Sindre		3/3	100			1/1	2/2								1									52:01	
9	HAUGSENG Rassin		0/2	0	0/1					0/1			1	2	2	1			1	1					38:25	
10	HAUGSENG Tord		1/1	100	1/1							1													8:11	
11	HAUGSENG Andreas Horst	S	4/6	67	2/3					2/3		2						1	1						40:31	
12	IMSGARD Emil Kheri																								0:45	
13	LODE Tord Aksnes	S	1/1	100					1/1																7:47	
14	PETTERSEN Simen Holand	S	3/4	75	3/4											2									22:46	
19	BOILESEN Thomas Horneland	S	3/6	50	1/3					2/3		6				4		2		1	2				35:33	
20	STORBUGT August		1/1	100		1/1									1	1									9:17	
24	RONNINGEN Vetle		3/4	75					1/1	2/2	0/1					1		1	1						22:04	
26	MITROVIC Alexander	S	2/3	67	1/2					1/1						1									13:07	
77	SEIME Leander Myklebust		0/1	0					0/1																7:59	
	Team / bench																									
	UKUPNO		29/41	71	9/15	7/7	1/2	2/2	3/4	7/10	0/1	10	1	2	3	12	0	5	3	3	5	0	0			

Goalkeepers		Saves / shots								
#	Surname and name	Tot.	%	9m	6m	Wing	7m	FB	Brk.	LD
1	HAUG Robin Paulsen	17/36	47	6/9	1/4	3/7	3/5	2/4	2/7	
12	IMSGARD Emil Kheri									
	TOTAL	17/36	47	6/9	1/4	3/7	3/5	2/4	2/7	0/0

Coach: Joar Gjerde

Number of attacks: 53, Efficiency: 55%, Average Duration: 33.6 seconds

Attack by type of defense

	Shots	9m	6m	Wing	TF	E7	E2
On def. 6-0	19/27	7/12	5/5	1/2	8	2	3
On def. 5-1	5/7	2/3	2/2	0/0	4	0	0
Fastbreak	3/4				0	0	0

Defense by type

	Total	9m	6m	Wing	Stl.	C7	2m
Def. 6-0	15/35	3/17	3/4	4/7	0	5	5
Fastbreak	2/5				0	0	0

Attack with goalkeeper out

	Attack				Reaction		
	Att.	Eff.	Shots	TF	FB	LD	Tot.
GK out (7 on 6)	1	200%	2/2	0	0/0	0/0	0/0
GK in	52	52%	27/39	12	2/5	0/0	2/5

GK out attack is counted if one part or whole attack was GK out

Attack with player superiority/minority

	Attack				Reaction		
	Att.	Eff.	Shots	TF	FB	LD	Tot.
Superiority +1	8	75%	6/8	1	0/0	0/0	0/0
Normal	27	59%	16/21	7	1/3	0/0	1/3
Minority -1	9	22%	2/5	2	1/1	0/0	1/1

Player superiority counted at the end of attack (in case it changes during attack)

Defense with opponent goalkeeper out

	Attack				Reaction		
	Att.	Eff.	Shots	TF	FB	LD	Tot.
GK out (7 on 6)	2	0%	0/3	0	0/0	0/0	0/0
GK in	49	37%	18/41	11	3/4	0/1	3/5

Defense with player superiority/minority

	Attack				Reaction		
	Att.	Eff.	Shots	TF	FB	LD	Tot.
Minority -1	12	50%	6/12	1	0/0	0/1	0/1
Normal	27	30%	8/23	7	2/3	0/0	2/3
Superiority +1	5	60%	3/4	1	0/0	0/0	0/0

Jersey number Tot. Total shooting 6m 6m (line) shooting 9m 9m shooting Wng. Wing shooting FB Fastbreak sh. 7m 7m penalty sh.
Brk. Breakthrough sh. LD Long distance sh. As. Assists PC Pass clear chance E7 Earned 7m pen. TF Technical faults St. Steals
2m 2m punishments C7. Committed 7m E2 Earned 2m pun. YC. Yellow cards R/B Red/Blue cards Blk. Blocks S Starting Line-up



2019 IHF Men's Junior (U21) World Championship

Pontevedra / Vigo (Spain)

Group D



Match Team Statistics

Match No. 35

Iceland 19 - 29 Norway

(11 - 17) (8 - 12)

19.7.2019. 10:00

Attendance: 300

Pavillon Municipal de
Deportes de Pontevedra

Referees: Kuursad Erdogan (TUR) / Ibrahim Ozdeniz (TUR)

Shot distribution by player

2 O. Naerland

3/3		1/1
2/2		

3 F. Lunde

		1/1

4 S. Simonsen

		1/1
0/1		

8 S. Heldal

		2/2
1/1		

9 R. Haugseng

		0/1

1 post

10 T. Haugseng

1/1		

11 A. Haugseng

	1/2	
		1/1
1/1	0/1	1/1

13 T. Lode

		1/1

14 S. Pettersen

1/1		
1/1	1/1	

1 miss.

19 T. Bolesen

1/2		2/2

2 post

20 A. Storbugt

1/1		

24 V. Ronningen

	1/1	
	0/1	2/2

26 A. Mitrovic

		1/1
1/1		

1 miss.

77 L. Seime

1 post

TOTAL

4/4	1/2	6/6
1/1	1/1	2/3
8/10	1/3	5/5

4 post 2 miss.

Saves distribution goalkeepers

1 R. Haug

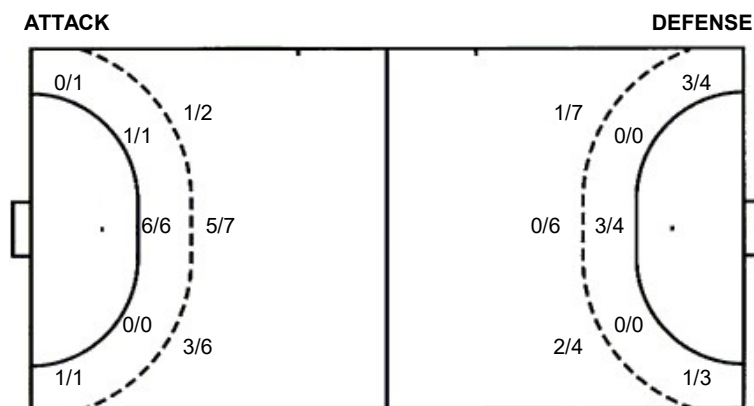
3/4	2/3	1/3
	4/4	1/1
3/9	0/5	3/6

12 E. Imsgard

TOTAL

3/4	2/3	1/3
	4/4	1/1
3/9	0/5	3/6

Shots by position



7m penalties 2/2
Fastbreak 3/4
Breakthrough 7/10
Long dist. 0/1

7m penalties 2/5
Fastbreak 2/5
Breakthrough 5/7
Long dist. 0/0

Shooting statistics

Position	Goals	Sav.	Miss.	Post	Blk.	Total	%
Back (9m)	9	3	2	1	0	15	60
Line (6m)	7	0	0	0	0	7	100
Wing	1	1	0	0	0	2	50
7m penalties	2	0	0	0	0	2	100
Fastbreak	3	0	0	1	0	4	75
Breakthrough	7	1	0	2	0	10	70
Total	29	5	2	4	0	40	73



2019 IHF Men's Junior (U21) World Championship

Pontevedra / Vigo (Spain)

Group D

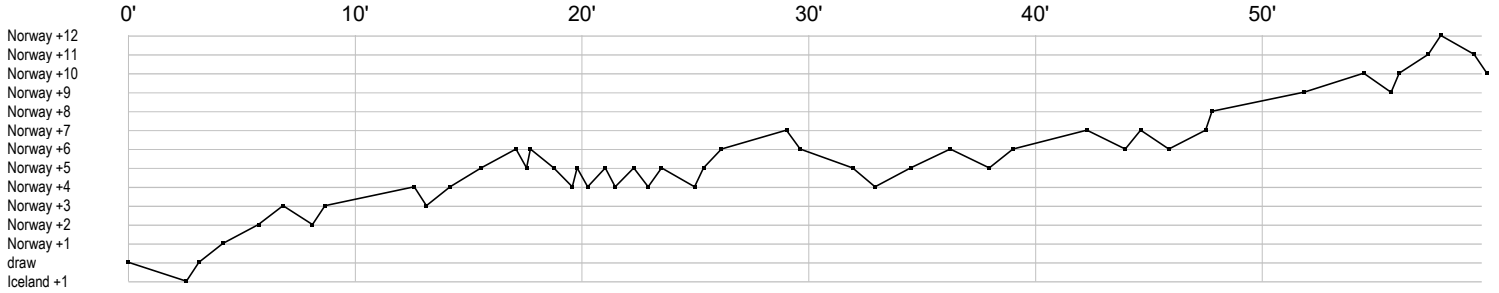


Match Team Statistics
Match No. 35

Iceland 19 - 29 Norway
(11 - 17) (8 - 12)

19.7.2019. 10:00
Attendance: 300
Pavillon Municipal de
Deportes de Pontevedra

Referees: Kuursad Erdogan (TUR) / Ibrahim Ozdeniz (TUR)



Iceland

1 Scheving A	r r r s r r r r s r r r	s r r r r
2 Asgeirsson J		2 f f t g
3 Aronsson D	t y	ei t
4 Vignisson H	e	p p g f t f
5 Grimm H		f f
7 Porkelsson O	c g f t a f	g g 2 f g f
9 Griffin D		i
13 Valdimarsson	f f	g g g f x f f a f f
14 Jonsson S	f t	p
16 Hallgrimsson	r r r r r ps r r	s r r r r r r r r
18 Vignisson A	t	g p t f f g
19 Gabriel		f f g g f
21 Vidarsson E	t i g g g	i
24 Dadason K	a g f i a f a t	
27 Rivera S		e e ef
34 Ostenberg O	g y c2	tf

Norway

1 Haug R	r s r r r r r rs sr sss r s r r s rs	s r s r s s t s sr s s r
2 Naerland O	y g	g g 2 2 g g g
3 Lunde F		c g
4 Simonsen S	g	f a
8 Heldal S	g g	g t
9 Haugseng R	yx e ei	p i t f f
10 Haugseng T		a g 2
11 Haugseng A	g x a f f g	a g g c
12 Imsgard E		g
13 Lode T		g
14 Pettersen S	g g g	t t f
19 Boilesen T	f a cy t2	g g ta f a t g a c2 t a f a
20 Storbugt A		i g t
24 Ronningen V		g x c g g
26 Mitrovic A	t g g	f
77 Seime L		f

In game	g Goal scored	f Missed shot	a Assist	t Technical faults	b Steal
2 2min suspension	e Eearned 7m	c Committed 7m	y Yellow card	r Red Card	k Blue card
i Eearned 2min.	x Block	4 4min suspension	p Pass for clear chance	s Saved shot	r Received goal