



2019 IHF Men's Junior (U21) World Championship

Pontevedra / Vigo (Spain)

Group A



Match Team Statistics

Match No. 21

Tunisia 20 - 26 Spain

(8 - 15) (12 - 11)

18.7.2019. 21:00

Attendance: 450

As Travesas Sports Hall

Referees: Davor Loncar (CRO) / Zoran Loncar (CRO)

Tunisia

| Players | | Goals / shots | | | | | | | | | Attack | | | | Def. | | | Penalties | | | TP | | | | |
|---------|-----------------------|---------------|-------|-----|------|-----|------|-----|-----|------|--------|-----|----|----|------|----|-----|-----------|-----|----|----|----|---|---|-------|
| # | Surname and name | S | Tot. | % | 9m | 6m | Wing | 7m | FB | Brk. | LD | As. | PC | E7 | E2 | TF | St. | C7 | Blk | YC | | 2m | R | B | |
| 1 | NAMLI Asil | S | | | | | | | | | | | | | | | | | | | | | | | 51:56 |
| 3 | BANNOUR Ahmed | S | 2/6 | 33 | | 0/1 | 1/2 | 0/1 | 1/2 | | | | | 1 | | | | | | | | | | | 39:13 |
| 6 | JBELI Islem | S | 1/2 | 50 | | 1/2 | | | | | | | 1 | | | 1 | | 1 | | | | 1 | | | 18:51 |
| 7 | MDIMEGH Mohamed | | 0/2 | 0 | 0/2 | | | | | | | | 1 | 1 | | 1 | | | | | | | | | 13:36 |
| 9 | NJIM Hassene | | | | | | | | | | | | | | | | | | | | | | 1 | | 6:46 |
| 10 | AIDI Mohamed Aziz | S | 1/2 | 50 | 1/1 | | | | | 0/1 | | | | | | 1 | | 2 | 2 | | | | | | 36:10 |
| 12 | BEN TEKAYA Fradj | | | | | | | | | | | | | | | | | | | | | | | | 5:55 |
| 13 | MUSTAPHA Ala | S | 3/6 | 50 | 3/5 | | | | 0/1 | | | | 1 | 1 | 1 | 2 | | | | | | | | | 41:03 |
| 16 | ZAIRI Seif Eddine | | | | | | | | | | | | | | | | | | | | | | | | 0:13 |
| 18 | FEKIH Rami | | | | | | | | | | | | | | | | | | | | | | | | 8:59 |
| 21 | JEMIAI Hassen | S | 0/2 | 0 | | | | 0/1 | 0/1 | | | | | | | 1 | | 1 | | | | | | | 40:22 |
| 22 | BEN GHALI Ghazi | | 2/2 | 100 | | 2/2 | | | | | | | 1 | | | 1 | | | | | 1 | | | | 35:29 |
| 37 | HAFFAR Nizar | | | | | | | | | | | | | | | 1 | | | 1 | | | | | | 19:47 |
| 55 | MAOUA Noureddine | S | 3/4 | 75 | 0/1 | | | | | 3/3 | | | 1 | 2 | 1 | 2 | | 1 | | | 1 | | | | 58:30 |
| 73 | AYARI Mouadh | | | | | | | | | | | | | | | | | | | | | | | | |
| 98 | DARMOUL Mohamed Amine | | 8/13 | 62 | 1/4 | 1/1 | | 3/4 | 1/1 | 2/3 | | | 3 | 3 | 1 | 3 | 1 | 1 | | | | | | | 43:10 |
| | Team / bench | | | | | | | | | | | | | | | | | | | | | | 1 | | |
| | UKUPNO | | 20/39 | 51 | 5/13 | 4/6 | 1/2 | 3/6 | 2/5 | 5/7 | 0/0 | | 8 | 4 | 6 | 2 | 13 | 1 | 6 | 3 | 3 | 2 | 0 | 0 | |

| Goalkeepers | | Saves / shots | | | | | | | | |
|-------------|-------------------|---------------|----|------|-----|------|-----|-----|------|-----|
| # | Surname and name | Tot. | % | 9m | 6m | Wing | 7m | FB | Brk. | LD |
| 1 | NAMLI Asil | 10/33 | 30 | 8/12 | 0/4 | 1/5 | 0/4 | 1/4 | 0/4 | |
| 12 | BEN TEKAYA Fradj | 0/2 | 0 | 0/1 | | | | | 0/1 | |
| 16 | ZAIRI Seif Eddine | 0/1 | 0 | | | | 0/1 | | | |
| | TOTAL | 10/36 | 28 | 8/13 | 0/4 | 1/5 | 0/6 | 1/4 | 0/4 | 0/0 |

Coach: Mohamed Ali Sghir

Number of attacks: 44, Efficiency: 45%, Average Duration: 42.0 seconds

Attack by type of defense

| | Shots | 9m | 6m | Wing | TF | E7 | E2 |
|-------------|-------|-----|-----|------|----|----|----|
| On def. 6-0 | 5/10 | 0/3 | 3/4 | 1/1 | 6 | 2 | 1 |
| On def. 5-1 | 7/12 | 4/7 | 0/1 | 0/1 | 7 | 0 | 0 |
| On def. 4-2 | 3/6 | 1/3 | 1/1 | 0/0 | 0 | 4 | 1 |
| Fastbreak | 2/5 | | | | 0 | 0 | 0 |

Defense by type

| | Total | 9m | 6m | Wing | Stl. | C7 | 2m |
|-----------|-------|------|-----|------|------|----|----|
| Def. 6-0 | 13/24 | 3/13 | 4/4 | 4/5 | 0 | 6 | 2 |
| Def. 5-1 | 2/7 | 1/5 | 0/0 | 0/1 | 0 | 0 | 0 |
| Def. 4-2 | 2/2 | 1/1 | 0/0 | 0/0 | 1 | 0 | 0 |
| Fastbreak | 3/5 | | | | 0 | 0 | 0 |

Attack with goalkeeper out

| | Attack | | | | Reaction | | |
|---------------------|--------|------|-------|----|----------|-----|------|
| | Att. | Eff. | Shots | TF | FB | LD | Tot. |
| GK out (7 on 6) | 2 | 50% | 1/2 | 0 | 0/0 | 0/0 | 0/0 |
| GK out pl. minority | 1 | 0% | 0/0 | 1 | 0/0 | 0/0 | 0/0 |
| GK in | 41 | 46% | 19/37 | 12 | 3/5 | 0/0 | 3/5 |

GK out attack is counted if one part or whole attack was GK out

Attack with player superiority/minority

| | Attack | | | | Reaction | | |
|----------------|--------|------|-------|----|----------|-----|------|
| | Att. | Eff. | Shots | TF | FB | LD | Tot. |
| Superiority +1 | 3 | 67% | 2/4 | 0 | 1/1 | 0/0 | 1/1 |
| Normal | 35 | 49% | 17/31 | 10 | 2/3 | 0/0 | 2/3 |
| Minority -1 | 2 | 50% | 1/1 | 1 | 0/0 | 0/0 | 0/0 |

Player superiority counted at the end of attack (in case it changes during attack)

Defense with opponent goalkeeper out

| | Attack | | | | Reaction | | |
|-------|--------|------|-------|----|----------|-----|------|
| | Att. | Eff. | Shots | TF | FB | LD | Tot. |
| GK in | 44 | 59% | 26/44 | 8 | 2/5 | 0/0 | 2/5 |

Defense with player superiority/minority

| | Attack | | | | Reaction | | |
|----------------|--------|------|-------|----|----------|-----|------|
| | Att. | Eff. | Shots | TF | FB | LD | Tot. |
| Minority -1 | 3 | 100% | 3/3 | 0 | 0/0 | 0/0 | 0/0 |
| Normal | 34 | 56% | 19/33 | 8 | 2/3 | 0/0 | 2/3 |
| Superiority +1 | 3 | 67% | 2/3 | 0 | 0/0 | 0/0 | 0/0 |

Jersey number Tot. Total shooting 6m 6m (line) shooting 9m 9m shooting Wng Wing shooting FB Fastbreak sh. 7m 7m penalty sh.
 Brk. Breakthrough sh. LD Long distance sh. As. Assists PC Pass clear chance E7 Earned 7m pen. TF Technical faults St. Steals
 2m 2m punishments C7. Committed 7m E2 Earned 2m pun. YC. Yellow cards R/B Red/Blue cards Blk. Blocks S Starting Line-up



2019 IHF Men's Junior (U21) World Championship

Pontevedra / Vigo (Spain)

Group A



Match Team Statistics

Match No. 21

Tunisia 20 - 26 Spain

(8 - 15) (12 - 11)

18.7.2019. 21:00

Attendance: 450

As Travesas Sports Hall

Referees: Davor Loncar (CRO) / Zoran Loncar (CRO)

Shot distribution by player

3 A. Bannour

| | | |
|-----|--|-----|
| 0/1 | | |
| | | 0/1 |
| 2/3 | | 0/1 |

6 I. Jbeli

| | | |
|--|--|-----|
| | | |
| | | |
| | | 1/1 |

1 miss.

7 M. Mdimegh

| | | |
|--|--|-----|
| | | |
| | | |
| | | 0/1 |

1 block

9 H. Njim

| | | |
|--|--|--|
| | | |
| | | |
| | | |

10 M. Aidi

| | | |
|-----|--|--|
| | | |
| 1/1 | | |
| 0/1 | | |

13 A. Mustapha

| | | |
|-----|-----|-----|
| | | |
| | | |
| 1/2 | 1/1 | 1/1 |

1 post 1 block

18 R. Fekih

| | | |
|--|--|--|
| | | |
| | | |
| | | |

21 H. Jemiai

| | | |
|--|--|--|
| | | |
| | | |
| | | |

2 miss.

22 G. Ben Ghali

| | | |
|--|--|-----|
| | | |
| | | 1/1 |
| | | 1/1 |

37 N. Haffar

| | | |
|--|--|--|
| | | |
| | | |
| | | |

55 N. Maoua

| | | |
|--|--|-----|
| | | |
| | | |
| | | 3/3 |

1 miss.

73 M. Ayari

| | | |
|--|--|--|
| | | |
| | | |
| | | |

98 M. Darmoul

| | | |
|-----|-----|-----|
| 1/1 | | 1/1 |
| | | 1/1 |
| 3/4 | 1/2 | 1/2 |

2 miss.

TOTAL

| | | |
|------|-----|------|
| 1/2 | | 1/1 |
| 1/1 | | 2/3 |
| 6/10 | 2/3 | 7/10 |

1 post 6 miss. 2 block

Saves distribution goalkeepers

1 A. Namli

| | | |
|-----|-----|-----|
| 1/4 | | 1/5 |
| 2/6 | 1/1 | 0/3 |
| 3/9 | 1/1 | 1/3 |

12 F. Ben Tekaya

| | | |
|-----|--|-----|
| | | |
| | | |
| 0/1 | | 0/1 |

16 S. Zairi

| | | |
|-----|--|--|
| | | |
| | | |
| 0/1 | | |

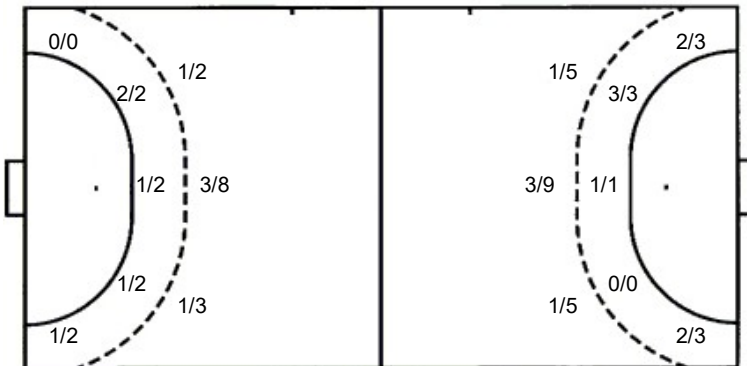
TOTAL

| | | |
|------|-----|-----|
| 1/4 | | 1/5 |
| 2/7 | 1/1 | 0/3 |
| 3/10 | 1/1 | 1/4 |

Shots by position

ATTACK

DEFENSE



7m penalties 3/6
Fastbreak 2/5
Breakthrough 5/7
Long dist. 0/0

7m penalties 6/6
Fastbreak 3/5
Breakthrough 4/4
Long dist. 0/0

Shooting statistics

| Position | Goals | Sav. | Miss. | Post | Blk. | Total | % |
|--------------|-----------|-----------|----------|----------|----------|-----------|-----------|
| Back (9m) | 5 | 3 | 2 | 1 | 2 | 13 | 38 |
| Line (6m) | 4 | 1 | 1 | 0 | 0 | 6 | 67 |
| Wing | 1 | 1 | 0 | 0 | 0 | 2 | 50 |
| 7m penalties | 3 | 1 | 2 | 0 | 0 | 6 | 50 |
| Fastbreak | 2 | 2 | 1 | 0 | 0 | 5 | 40 |
| Breakthrough | 5 | 2 | 0 | 0 | 0 | 7 | 71 |
| Total | 20 | 10 | 6 | 1 | 2 | 39 | 51 |

Jersey number Tot. Total shooting 6m 6m (line) shooting 9m 9m shooting Wng. Wing shooting FB Fastbreak sh. 7m 7m penalty sh.
Brk. Breakthrough sh. LD Long distance sh. As. Assists PC Pass clear chance E7 Earned 7m pen. TF Technical faults St. Steals
2m 2m punishments C7. Committed 7m E2 Earned 2m pun. YC. Yellow cards R/B Red/Blue cards Blk. Blocks S Starting Line-up



2019 IHF Men's Junior (U21) World Championship

Pontevedra / Vigo (Spain)

Group A



Match Team Statistics

Match No. 21

Tunisia 20 - 26 Spain

(8 - 15) (12 - 11)

18.7.2019. 21:00

Attendance: 450

As Travesas Sports Hall

Referees: Davor Loncar (CRO) / Zoran Loncar (CRO)

Spain

| Players | | Goals / shots | | | | | | | | | Attack | | | | | Def. | | | Penalties | | | TP | | | |
|---------|--------------------------------|---------------|-------|-----|------|-----|------|-----|-----|------|--------|-----|----|----|----|------|-----|----|-----------|----|----|----|---|---|-------|
| # | Surname and name | S | Tot. | % | 9m | 6m | Wing | 7m | FB | Brk. | LD | As. | PC | E7 | E2 | TF | St. | C7 | Blk | YC | 2m | | R | B | |
| 1 | RAMIREZ SANTANA Kilian Garano. | S | | | | | | | | | | | | | | | | | | | | | | | 59:33 |
| 5 | MARTINEZ LOBATO Alvaro | | | | | | | | | | | | | | | | | | 1 | | | | | | 3:56 |
| 6 | MONTOYA MARTINEZ Ivan Jose | S | 4/4 | 100 | | 4/4 | | | | | | | | 2 | | | | | | | | | | | 31:46 |
| 7 | SUAREZ DIAZ Natan Antonio | S | 1/4 | 25 | 1/4 | | | | | | | | 2 | 1 | 1 | 1 | 2 | 1 | 1 | | | | 1 | | 38:27 |
| 9 | AMIBILIA ARISTI Mikel | S | 1/3 | 33 | 1/3 | | | | | | | | 1 | | | 1 | | | | | | | | | 33:42 |
| 10 | TARRAFETA SERRANO Ian | S | 3/8 | 38 | 2/6 | | | | 0/1 | 1/1 | | | 4 | 1 | 1 | 1 | | | | | | | | | 28:39 |
| 11 | OLIVERAS FLORETA Pau | | 0/2 | 0 | 0/2 | | | | | | | | 1 | | | 2 | | | | | | | | | 14:31 |
| 12 | BROTO LACAMBRA Daniel Jorge | | | | | | | | | | | | | | | | | | | | | | | | 0:27 |
| 13 | GOENAGA ECHAVE Eneko | | | | | | | | | | | | | | | | | 2 | | | | | 1 | | 23:01 |
| 15 | SERRADILLA CUENCA Antonio | | 1/2 | 50 | 1/2 | | | | | | | | 1 | | | | | 1 | | 1 | | | | | 35:58 |
| 18 | MARTINEZ LOBATO Miguel | | | | | | | | | | | | | | | | | | | | | | | | |
| 19 | DIOCOUCOUMARE Mamadou L. | S | | | | | | | | | | | | 1 | | | | 1 | 1 | | 1 | | | | 24:59 |
| 21 | ZABALA UGARTEBRU Mikel | S | 2/3 | 67 | | | 2/3 | | | | | | 1 | | | | | | | | | | | | 27:59 |
| 22 | MARTINEZ BAGES Adria | | 1/1 | 100 | | | | | 1/1 | | | | 1 | | | 1 | | | | | | | 1 | | 32:15 |
| 23 | VALERA ROVIRA Pol | | 3/5 | 60 | 0/2 | | | | | 3/3 | | | 2 | 1 | | 2 | 1 | | | | | | | | 27:59 |
| 25 | PEREZ ARCE Gonzalo | | 10/12 | 83 | | | 2/3 | 6/6 | 2/3 | | | | 1 | | 1 | | | 2 | | | | | | | 36:48 |
| | Team / bench | | | | | | | | | | | | | | | | | | | | | | | | |
| | UKUPNO | | 26/44 | 59 | 5/19 | 4/4 | 4/6 | 6/6 | 3/5 | 4/4 | 0/0 | | 14 | 3 | 6 | 2 | 8 | 4 | 6 | 2 | 2 | 2 | 0 | 0 | |

| Goalkeepers | | Saves / shots | | | | | | | | |
|-------------|--------------------------------|---------------|----|-----|-----|------|-----|-----|------|-----|
| # | Surname and name | Tot. | % | 9m | 6m | Wing | 7m | FB | Brk. | LD |
| 1 | RAMIREZ SANTANA Kilian Garano. | 10/30 | 33 | 3/8 | 1/5 | 1/2 | 1/4 | 2/4 | 2/7 | |
| 12 | BROTO LACAMBRA Daniel Jorge | | | | | | | | | |
| | TOTAL | 10/30 | 33 | 3/8 | 1/5 | 1/2 | 1/4 | 3/4 | 2/7 | 0/0 |

Coach: Isidoro Martinez Martin

Number of attacks: 44, Efficiency: 59%, Average Duration: 39.8 seconds

Attack by type of defense

| | Shots | 9m | 6m | Wing | TF | E7 | E2 |
|-------------|-------|------|-----|------|----|----|----|
| On def. 6-0 | 13/24 | 3/13 | 4/4 | 4/5 | 6 | 6 | 2 |
| On def. 5-1 | 2/7 | 1/5 | 0/0 | 0/1 | 2 | 0 | 0 |
| On def. 4-2 | 2/2 | 1/1 | 0/0 | 0/0 | 0 | 0 | 0 |
| Fastbreak | 3/5 | | | | 0 | 0 | 0 |

Defense by type

| | Total | 9m | 6m | Wing | Stl. | C7 | 2m |
|-----------|-------|-----|-----|------|------|----|----|
| Def. 6-0 | 5/10 | 0/3 | 3/4 | 1/1 | 1 | 2 | 1 |
| Def. 5-1 | 7/12 | 4/7 | 0/1 | 0/1 | 3 | 0 | 0 |
| Def. 4-2 | 3/6 | 1/3 | 1/1 | 0/0 | 0 | 4 | 1 |
| Fastbreak | 2/5 | | | | 0 | 0 | 0 |

Attack with goalkeeper out

| | Attack | | | | Reaction | | |
|-------|--------|------|-------|----|----------|-----|------|
| | Att. | Eff. | Shots | TF | FB | LD | Tot. |
| GK in | 44 | 59% | 26/44 | 8 | 2/5 | 0/0 | 2/5 |

GK out attack is counted if one part or whole attack was GK out

Defense with opponent goalkeeper out

| | Attack | | | | Reaction | | |
|-----------------|--------|------|-------|----|----------|-----|------|
| | Att. | Eff. | Shots | TF | FB | LD | Tot. |
| GK out (7 on 6) | 2 | 50% | 1/2 | 0 | 0/0 | 0/0 | 0/0 |
| GK in | 41 | 46% | 19/37 | 12 | 3/5 | 0/0 | 3/5 |

Attack with player superiority/minority

| | Attack | | | | Reaction | | |
|----------------|--------|------|-------|----|----------|-----|------|
| | Att. | Eff. | Shots | TF | FB | LD | Tot. |
| Superiority +1 | 3 | 100% | 3/3 | 0 | 0/0 | 0/0 | 0/0 |
| Normal | 34 | 56% | 19/33 | 8 | 2/3 | 0/0 | 2/3 |
| Minority -1 | 3 | 67% | 2/3 | 0 | 0/0 | 0/0 | 0/0 |

Player superiority counted at the end of attack (in case it changes during attack)

Defense with player superiority/minority

| | Attack | | | | Reaction | | |
|----------------|--------|------|-------|----|----------|-----|------|
| | Att. | Eff. | Shots | TF | FB | LD | Tot. |
| Minority -1 | 3 | 67% | 2/4 | 0 | 1/1 | 0/0 | 1/1 |
| Normal | 35 | 49% | 17/31 | 10 | 2/3 | 0/0 | 2/3 |
| Superiority +1 | 2 | 50% | 1/1 | 1 | 0/0 | 0/0 | 0/0 |

Jersey number Tot. Total shooting 6m 6m (line) shooting 9m 9m shooting Wng Wing shooting FB Fastbreak sh. 7m 7m penalty sh.
 Brk. Breakthrough sh. LD Long distance sh. As. Assists PC Pass clear chance E7 Earned 7m pen. TF Technical faults St. Steals
 2m 2m punishments C7. Committed 7m E2 Earned 2m pun. YC. Yellow cards R/B Red/Blue cards Blk. Blocks S Starting Line-up



2019 IHF Men's Junior (U21) World Championship

Pontevedra / Vigo (Spain)

Group A



Match Team Statistics

Match No. 21

Tunisia 20 - 26 Spain

(8 - 15) (12 - 11)

18.7.2019. 21:00

Attendance: 450

As Travesas Sports Hall

Referees: Davor Loncar (CRO) / Zoran Loncar (CRO)

Shot distribution by player

5 A. Martinez Lobato

| | | |
|--|--|--|
| | | |
| | | |
| | | |

6 I. Montoya Martinez

| | | |
|-----|--|-----|
| | | 1/1 |
| | | |
| 3/3 | | |

7 N. Suarez Diaz

| | | |
|-----|--|-----|
| | | |
| | | |
| 0/1 | | 1/1 |

1 post 1 block

9 M. Amibilia Aristi

| | | |
|-----|--|-----|
| 0/1 | | 1/1 |
| | | |
| | | |

1 block

10 I. Tarrafeta Serrano

| | | |
|-----|--|-----|
| | | |
| 1/2 | | |
| 1/3 | | 1/2 |

1 block

11 P. Oliveras Floreta

| | | |
|--|--|-----|
| | | 0/1 |
| | | |
| | | |

1 post

13 E. Goenaga Echave

| | | |
|--|--|--|
| | | |
| | | |
| | | |

15 A. Serradilla Cuenca

| | | |
|--|--|-----|
| | | |
| | | 1/1 |
| | | |

1 post

18 M. Martinez Lobato

| | | |
|--|--|--|
| | | |
| | | |
| | | |

19 M. Diocou Soumare

| | | |
|--|--|--|
| | | |
| | | |
| | | |

21 M. Zabala Ugartebru

| | | |
|--|-----|-----|
| | | |
| | 0/1 | 1/1 |
| | | |

1/1 lob

22 A. Martinez Bages

| | | |
|-----|--|--|
| | | |
| | | |
| 1/1 | | |

23 P. Valera Rovira

| | | |
|-----|-----|-----|
| 1/1 | | 1/1 |
| 1/1 | | |
| | 0/1 | |

1 post

25 G. Perez Arce

| | | |
|-----|--|-----|
| 2/2 | | 1/1 |
| 3/4 | | 1/1 |
| 2/2 | | 1/1 |

1 post

TOTAL

| | | |
|------|-----|-----|
| 3/4 | | 4/5 |
| 5/7 | 0/1 | 3/3 |
| 7/10 | 0/1 | 3/4 |

5 post 3 block 1/1 lob

Saves distribution goalkeepers

1 K. Ramirez Santana

| | | |
|------|-----|------|
| 1/2 | | 0/1 |
| 0/1 | | 1/3 |
| 4/10 | 1/3 | 3/10 |

12 D. Broto Lacambra

| | | |
|--|--|--|
| | | |
| | | |
| | | |

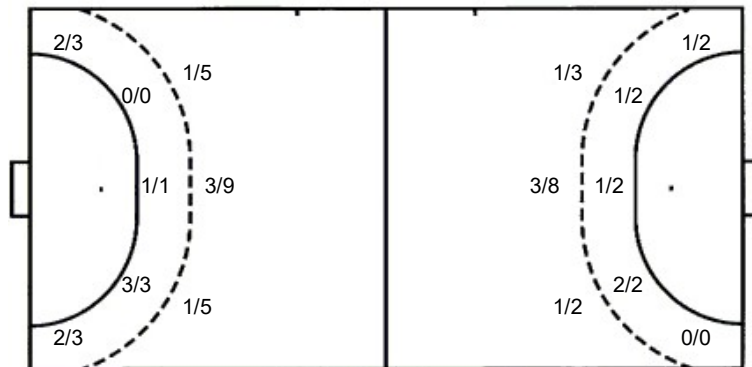
TOTAL

| | | |
|------|-----|------|
| 1/2 | | 0/1 |
| 0/1 | | 1/3 |
| 4/10 | 1/3 | 3/10 |

Shots by position

ATTACK

DEFENSE



7m penalties 6/6
Fastbreak 3/5
Breakthrough 4/4
Long dist. 0/0

7m penalties 3/6
Fastbreak 2/5
Breakthrough 5/7
Long dist. 0/0

Shooting statistics

| Position | Goals | Sav. | Miss. | Post | Blk. | Total | % |
|--------------|-----------|-----------|----------|----------|----------|-----------|-----------|
| Back (9m) | 5 | 8 | 0 | 4 | 2 | 19 | 26 |
| Line (6m) | 4 | 0 | 0 | 0 | 0 | 4 | 100 |
| Wing | 4 | 1 | 0 | 1 | 0 | 6 | 67 |
| 7m penalties | 6 | 0 | 0 | 0 | 0 | 6 | 100 |
| Fastbreak | 3 | 1 | 0 | 0 | 1 | 5 | 60 |
| Breakthrough | 4 | 0 | 0 | 0 | 0 | 4 | 100 |
| Total | 26 | 10 | 0 | 5 | 3 | 44 | 59 |

Jersey number Tot. Total shooting 6m 6m (line) shooting 9m 9m shooting Wng. Wing shooting FB Fastbreak sh. 7m 7m penalty sh.
Brk. Breakthrough sh. LD Long distance sh. As. Assists PC Pass clear chance E7 Earned 7m pen. TF Technical faults St. Steals
2m 2m punishments C7. Committed 7m E2 Earned 2m pun. YC. Yellow cards R/B Red/Blue cards Blk. Blocks S Starting Line-up



2019 IHF Men's Junior (U21) World Championship

Pontevedra / Vigo (Spain)

Group A



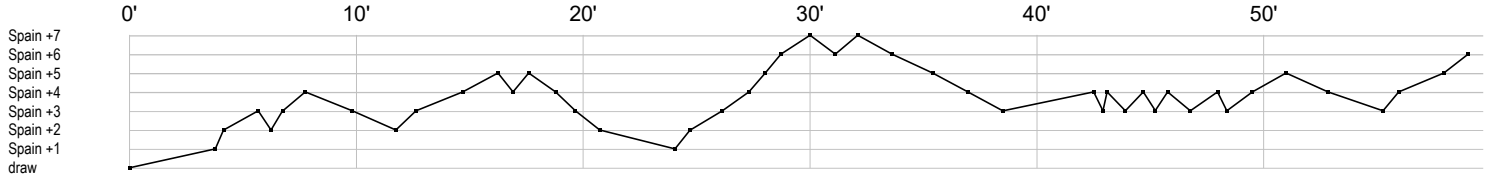
Match Team Statistics
Match No. 21

Tunisia 20 - 26 Spain

(8 - 15) (12 - 11)

18.7.2019. 21:00
Attendance: 450
As Travesas Sports Hall

Referees: Davor Loncar (CRO) / Zoran Loncar (CRO)



Tunisia

| | |
|-----------------|--|
| 1 Namlı A | p r r r r f r s s r r r s s r s r r r r r r s s s s r r r r r r r sr r r |
| 3 Bannour A | f g g ff p f |
| 6 Jbeli I | t c2 a g f |
| 7 Mdimegh M | f a p f t |
| 9 Njim H | 2 |
| 10 Aidi M | tx f c x c g |
| 12 Ben Tekaya F | r r |
| 13 Mustapha A | t g g f g p t a f e f |
| 16 Zairi S | r |
| 18 Fekih R | |
| 21 Jermiaı H | f t c f |
| 22 Ben Ghali G | y a g t g |
| 37 Haffar N | x t |
| 55 Maoua N | y g c t ei g f a g e t |
| 73 Ayari M | |
| 98 Darmoul M | f a a t tg e g c t g g g a eg ei g ff bg f |

Spain

| | |
|-------------------|---|
| 1 Ramirez | s s r s r r r r r r sss r s s r r r r r r r r r r r s r r s |
| 5 Martinez | |
| 6 Montoya | g e g g e g |
| 7 Suarez Diaz | f ei a a g f bc2 p f t t |
| 9 Amibilia Aristi | f t g f a |
| 10 Tarrafeta | f ag a a f p a f g i f f e g |
| 11 Oliveras | f t a f t |
| 12 Broto | |
| 13 Goenaga | x b c2 c |
| 15 Serradilla | |
| 18 Martinez | |
| 19 Diocou | y b e c |
| 21 Zabala | g g f a |
| 22 Martinez | y g t a |
| 23 Valera Rovira | a bp t t f g a g f g |
| 25 Perez Arce G | g g f c g g a eg f g g c g g |

| | | | | | |
|--------------------------|----------------------|--------------------------|--------------------------------|---------------------------|------------------------|
| In game | g Goal scored | f Missed shot | a Assist | t Technical faults | b Steal |
| 2 2min suspension | e Earned 7m | c Committed 7m | y Yellow card | r Red Card | k Blue card |
| i Earned 2min. | x Block | 4 4min suspension | p Pass for clear chance | s Saved shot | r Received goal |