



# 2019 IHF Men's Junior (U21) World Championship

Pontevedra / Vigo (Spain)

Group B



Match Team Statistics

Match No. 13

## Nigeria 30 - 47 Egypt

(13 - 18) (17 - 29)

17.7.2019. 17:00

Attendance: 100

As Travesas Sports Hall

Referees: Kuursad Erdogan (TUR) / Ibrahim Ozdeniz (TUR)

### Nigeria

Players		Goals / shots									Attack					Def.			Penalties			TP			
#	Surname and name	S	Tot.	%	9m	6m	Wing	7m	FB	Brk.	LD	As.	PC	E7	E2	TF	St.	C7	Blk	YC	2m		R	B	
2	MOHAMMED D. Abdullahi		6/9	67	2/5	1/1			1/1	2/2		1	8	1		5									45:21
4	OWOLABI Ibrahim Adio	S	4/10	40	0/3	1/1				3/6		1		3	1		1					1			54:18
7	ANAS Mohammed	S	4/9	44			3/6	0/1	1/2			3	1		1	1	1								59:48
10	COLE Gbenga Tobi	S	4/12	33	4/12							2				3									41:26
11	ATABOH Abdullahi	S	1/4	25	0/2		1/1	0/1				2	1		1	3									38:42
12	SOLOMON Michael Agbaji	S															1								41:55
14	USMAN Suleiman	S	5/10	50		1/4		0/1	3/4	1/1						3									36:51
17	IBRAHIM Jamilu		1/3	33			0/1	1/1	0/1			1					1								10:53
19	TERRUMUN Serumun Ezekiel																								16:20
21	ROTIBI Victor Gbenga	S	3/5	60	0/2		2/2		1/1			1							1						56:23
25	HASSAN Nasiru		2/5	40	2/5							1					1						1		
30	AGADA Anthony Ngbede															1			1			3			18:03
Team / bench																									
UKUPNO			30/67	45	8/29	3/6	6/10	1/4	6/9	6/9	0/0	12	10	4	3	16	4	1	2	0	4	1	0		

Goalkeepers		Saves / shots								
#	Surname and name	Tot.	%	9m	6m	Wing	7m	FB	Brk.	LD
12	SOLOMON Michael Agbaji	10/41	24	3/9	2/3	1/7	1/1	2/14	1/7	
19	TERRUMUN Serumun Ezekiel	2/18	11	0/6	1/3	1/4		0/2	0/3	
TOTAL		12/59	20	3/15	3/6	2/11	1/1	2/16	1/10	0/0

Coach: Shittu Adewunmi Olumide

Number of attacks: 64, Efficiency: 47%, Average Duration: 29.8 seconds

### Attack by type of defense

	Shots	9m	6m	Wing	TF	E7	E2
On def. 6-0	17/40	6/22	2/4	4/7	13	3	2
On def. 5-1	5/11	2/6	1/2	1/2	2	1	1
On def. press.	1/3	0/1	0/0	1/1	1	0	0
Fastbreak	6/9				0	0	0

### Defense by type

	Total	9m	6m	Wing	Stl.	C7	2m
Def. 6-0	12/23	4/10	1/5	2/3	2	1	4
Def. 5-1	10/15	4/6	0/0	5/7	1	0	0
Def. 4-2	5/5	1/1	1/1	2/2	0	0	0
Def. press.	6/7	3/4	1/1	0/0	1	0	0
Fastbreak	14/20				0	0	0

### Attack with goalkeeper out

	Attack				Reaction		
	Att.	Eff.	Shots	TF	FB	LD	Tot.
GK in	64	47%	30/67	16	14/20	0/0	14/20

GK out attack is counted if one part or whole attack was GK out

### Attack with player superiority/minority

	Attack				Reaction		
	Att.	Eff.	Shots	TF	FB	LD	Tot.
Superiority +1	7	43%	3/7	1	1/3	0/0	1/3
Normal	40	45%	18/40	12	8/9	0/0	8/9
Minority -1	7	43%	3/6	0	2/2	0/0	2/2
Minority -2	2	50%	1/3	1	1/1	0/0	1/1

Player superiority counted at the end of attack (in case it changes during attack)

### Defense with opponent goalkeeper out

	Attack				Reaction		
	Att.	Eff.	Shots	TF	FB	LD	Tot.
GK in	63	75%	47/71	7	6/9	0/0	6/9

### Defense with player superiority/minority

	Attack				Reaction		
	Att.	Eff.	Shots	TF	FB	LD	Tot.
Minority -2	2	50%	1/6	1	0/1	0/0	0/1
Minority -1	6	83%	5/9	0	0/0	0/0	0/0
Normal	40	83%	33/38	5	5/7	0/0	5/7
Superiority +1	7	71%	5/9	0	1/1	0/0	1/1

# Jersey number Tot. Total shooting 6m 6m (line) shooting 9m 9m shooting Wng Wing shooting FB Fastbreak sh. 7m 7m penalty sh.  
 Brk. Breakthrough sh. LD Long distance sh. As. Assists PC Pass clear chance E7 Earned 7m pen. TF Technical faults St. Steals  
 2m 2m punishments C7. Committed 7m E2 Earned 2m pun. YC. Yellow cards R/B Red/Blue cards Blk. Blocks S Starting Line-up



# 2019 IHF Men's Junior (U21) World Championship

Pontevedra / Vigo (Spain)

Group B



Match Team Statistics

Match No. 13

## Nigeria 30 - 47 Egypt

(13 - 18) (17 - 29)

17.7.2019. 17:00

Attendance: 100

As Travesas Sports Hall

Referees: Kuursad Erdogan (TUR) / Ibrahim Ozdeniz (TUR)

### Shot distribution by player

**2 D. Mohammed**

2/2		1/1
0/1		1/1
		2/3

1 block

**4 I. Owolabi**

0/1		1/2
	0/1	0/1
		3/3

1 post 1 miss.

**7 M. Anas**

2/2		1/2
1/1	0/1	0/1
		0/1

1 miss.

**10 G. Cole**

1/2		3/3

2 miss. 5 block

**11 A. Ataboh**

0/1	0/2	
		1/1

**14 S. Usman**

		1/4
0/1	0/1	1/1
1/1	1/1	1/1

**17 J. Ibrahim**

0/1		0/1
		1/1

**21 V. Rotibi**

1/1		1/1
	1/1	

2 block

**25 N. Hassan**

0/2		
1/1		1/1

1 post

**30 A. Agada**


**TOTAL**

4/5		4/9
2/8	0/5	3/6
3/4	2/2	12/14

2 post 4 miss. 8 block

### Saves distribution goalkeepers

**12 M. Solomon**

3/8		1/4
0/2	1/1	1/1
0/9	2/5	2/11

**19 S. Terrumun**

0/1		0/5
		2/3
0/4		0/4

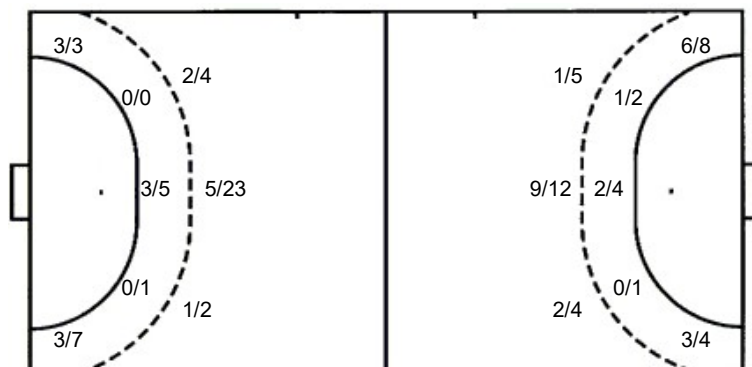
**TOTAL**

3/9		1/9
0/2	1/1	3/4
0/13	2/5	2/15

### Shots by position

ATTACK

DEFENSE



### Shooting statistics

Position	Goals	Sav.	Miss.	Post	Blk.	Total	%
Back (9m)	8	9	3	1	8	29	28
Line (6m)	3	3	0	0	0	6	50
Wing	6	3	1	0	0	10	60
7m penalties	1	3	0	0	0	4	25
Fastbreak	6	3	0	0	0	9	67
Breakthrough	6	2	0	1	0	9	67
<b>Total</b>	<b>30</b>	<b>23</b>	<b>4</b>	<b>2</b>	<b>8</b>	<b>67</b>	<b>45</b>

7m penalties 1/4  
Fastbreak 6/9  
Breakthrough 6/9  
Long dist. 0/0

7m penalties 0/1  
Fastbreak 14/20  
Breakthrough 9/10  
Long dist. 0/0

# Jersey number Tot. Total shooting 6m 6m (line) shooting 9m 9m shooting Wng. Wing shooting FB Fastbreak sh. 7m 7m penalty sh.  
Brk. Breakthrough sh. LD Long distance sh. As. Assists PC Pass clear chance E7 Earned 7m pen. TF Technical faults St. Steals  
2m 2m punishments C7. Committed 7m E2 Earned 2m pun. YC. Yellow cards R/B Red/Blue cards Blk. Blocks S Starting Line-up



# 2019 IHF Men's Junior (U21) World Championship

Pontevedra / Vigo (Spain)

Group B



Match Team Statistics

Match No. 13

## Nigeria 30 - 47 Egypt

(13 - 18) (17 - 29)

17.7.2019. 17:00

Attendance: 100

As Travesas Sports Hall

Referees: Kuursad Erdogan (TUR) / Ibrahim Ozdeniz (TUR)

### Egypt

#	Surname and name	S	Goals / shots								Attack					Def.			Penalties			TP		
			Tot.	%	9m	6m	Wing	7m	FB	Brk.	LD	As.	PC	E7	E2	TF	St.	C7	Blk	YC	2m		R	B
1	MOHAMED HOMAYED Abdelrahman	S																						33:52
4	MOHAMED MORSY Ahmed		3/6	50	2/4				0/1	1/1			6	2		1								20:57
5	RAMADAN MAHMOUD Mohsen		8/10	80	4/5	0/1			2/2	2/2			3	1		1				1				21:26
8	ABDALLA AHMED Shehab		8/12	67	2/5				2/3	4/4			4	2			2							27:18
10	KHALED HASSAN Omar		4/6	67	0/1		3/4		1/1				3											29:39
11	WALID IBRAHIM Khaled	S	1/1	100	1/1								3				2	1	2		1			46:35
16	TAHA ALI Abdelrhman												1											26:08
18	SAMI DAHROUG Omar	S	5/5	100		1/1	1/1		3/3						1	1								29:59
42	WALID KADDAH Hassan	S	0/2	0	0/1				0/1				1				1		1	1	1	1		18:50
44	HESHAM MOHAMED Ahmed	S	2/5	40	2/3	0/1		0/1					4	1			1	2	2		1			26:55
45	MOHAMED ELDERAA Seif		3/6	50		1/3			1/2	1/1			4	1		1		1	3					41:11
55	MAMDOUH MOHAMED Hazem		1/2	50						1/2				1		1	1					1		9:53
69	AYMAN KHORSHID Galal		9/11	82			5/7		4/4				2				2							40:54
74	MOHAMMED Yasser	S	0/1	0					0/1				1			1								17:41
89	MAGDY ELAZHARY Mohamed		2/2	100	1/1	1/1							2	1										14:35
98	EHAB HASSAN Abdelaziz	S	1/2	50					1/2					1										14:07
	Team / bench																							
	UKUPNO		47/71	66	12/21	3/7	9/12	0/1	14/20	9/10	0/0		34	10	1	4	7	4	4	8	2	4	0	0

Goalkeepers		Saves / shots								
#	Surname and name	Tot.	%	9m	6m	Wing	7m	FB	Brk.	LD
1	MOHAMED HOMAYED Abdelrahman	9/22	41	5/10	0/3	1/2	2/2	1/3	0/2	
16	TAHA ALI Abdelrhman	14/31	45	4/7	3/3	2/7	1/2	2/6	2/6	
	TOTAL	23/53	43	9/17	3/6	3/9	3/4	5/9	2/8	0/0

Coach: **Tarek Sayed Elsayed**

Number of attacks: 63, Efficiency: 75%, Average Duration: 26.9 seconds

### Attack by type of defense

	Shots	9m	6m	Wing	TF	E7	E2
On def. 6-0	12/23	4/10	1/5	2/3	4	1	4
On def. 5-1	10/15	4/6	0/0	5/7	2	0	0
On def. 4-2	5/5	1/1	1/1	2/2	1	0	0
On def. press.	6/7	3/4	1/1	0/0	0	0	0
Fastbreak	14/20				0	0	0

### Defense by type

	Total	9m	6m	Wing	Stl.	C7	2m
Def. 6-0	17/40	6/22	2/4	4/7	3	3	4
Def. 5-1	5/11	2/6	1/2	1/2	0	1	0
Def. 4-2	0/0	0/0	0/0	0/0	1	0	0
Def. press.	1/3	0/1	0/0	1/1	0	0	0
Fastbreak	6/9				0	0	0

### Attack with goalkeeper out

	Attack				Reaction		
	Att.	Eff.	Shots	TF	FB	LD	Tot.
GK in	63	75%	47/71	7	6/9	0/0	6/9

GK out attack is counted if one part or whole attack was GK out

### Defense with opponent goalkeeper out

	Attack				Reaction		
	Att.	Eff.	Shots	TF	FB	LD	Tot.
GK in	64	47%	30/67	16	14/20	0/0	14/20

### Attack with player superiority/minority

	Attack				Reaction		
	Att.	Eff.	Shots	TF	FB	LD	Tot.
Superiority +2	2	50%	1/6	1	0/1	0/0	0/1
Superiority +1	6	83%	5/9	0	0/0	0/0	0/0
Normal	40	83%	33/38	5	5/7	0/0	5/7
Minority -1	7	71%	5/9	0	1/1	0/0	1/1

Player superiority counted at the end of attack (in case it changes during attack)

### Defense with player superiority/minority

	Attack				Reaction		
	Att.	Eff.	Shots	TF	FB	LD	Tot.
Minority -1	7	43%	3/7	1	1/3	0/0	1/3
Normal	40	45%	18/40	12	8/9	0/0	8/9
Superiority +1	7	43%	3/6	0	2/2	0/0	2/2
Superiority +2	2	50%	1/3	1	1/1	0/0	1/1

# Jersey number Tot. Total shooting 6m 6m (line) shooting 9m 9m shooting Wng Wing shooting FB Fastbreak sh. 7m 7m penalty sh.  
 Brk. Breakthrough sh. LD Long distance sh. As. Assists PC Pass clear chance E7 Earned 7m pen. TF Technical faults St. Steals  
 2m 2m punishments C7. Committed 7m E2 Earned 2m pun. YC. Yellow cards R/B Red/Blue cards Blk. Blocks S Starting Line-up



# 2019 IHF Men's Junior (U21) World Championship

Pontevedra / Vigo (Spain)

Group B



Match Team Statistics

Match No. 13

**Nigeria 30 - 47 Egypt**

(13 - 18) (17 - 29)

17.7.2019. 17:00

Attendance: 100

As Travesas Sports Hall

Referees: Kuursad Erdogan (TUR) / Ibrahim Ozdeniz (TUR)

## Shot distribution by player

**4 A. Mohamed Morsy**

1/1		2/2

1 post 1 miss. 1 block

**5 M. Ramadan Mahmoud**

2/2		1/1
2/2	1/1	2/3

1 post

**8 S. Abdalla Ahmed**

1/1		1/1
3/3	1/3	2/2

1 miss. 1 block

**10 O. Khaled Hassan**

1/1		1/1
1/1		
1/1		

2 post

**11 K. Walid Ibrahim**

		1/1

**18 O. Sami Dahroug**

		1/1
2/2		2/2

**42 H. Walid Kaddah**

		0/1

1 post

**44 A. Hesham Mohamed**

1/3		
		1/1

1 post

**45 S. Mohamed Elderaa**

1/1	0/1	1/2
	1/1	

1 miss.

**55 H. Mamdouh Mohamed**

		0/1
		1/1

**69 G. Ayman Khorshid**

1/1		3/3
		0/2
2/2		3/3

**74 Y. Mohammed**


1 miss.

**89 M. Magdy Elazhary**

1/1		

1/1 lob

**98 A. Ehab Hassan**

0/1		
1/1		

## TOTAL

6/9		8/9
2/2	0/1	1/4
13/13	3/5	13/15

6 post 4 miss. 2 block 1/1 lob

## Saves distribution goalkeepers

**1 A. Mohamed Homayed**

0/2		0/1
5/6	2/2	0/1
1/4	0/1	1/5

**16 A. Taha Ali**

1/3		5/8
1/2	3/3	3/5
	0/1	1/9

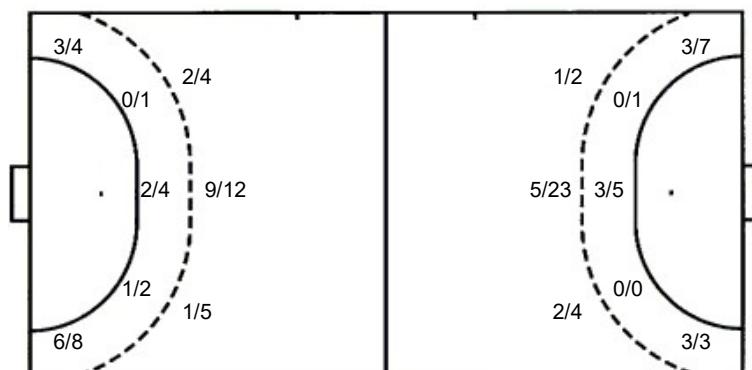
## TOTAL

1/5		5/9
6/8	5/5	3/6
1/4	0/2	2/14

## Shots by position

ATTACK

DEFENSE



7m penalties 0/1  
Fastbreak 14/20  
Breakthrough 9/10  
Long dist. 0/0

7m penalties 1/4  
Fastbreak 6/9  
Breakthrough 6/9  
Long dist. 0/0

## Shooting statistics

Position	Goals	Sav.	Miss.	Post	Blk.	Total	%
Back (9m)	12	3	1	3	2	21	57
Line (6m)	3	3	1	0	0	7	43
Wing	9	2	0	1	0	12	75
7m penalties	0	1	0	0	0	1	0
Fastbreak	14	2	2	2	0	20	70
Breakthrough	9	1	0	0	0	10	90
<b>Total</b>	<b>47</b>	<b>12</b>	<b>4</b>	<b>6</b>	<b>2</b>	<b>71</b>	<b>66</b>

# Jersey number Tot. Total shooting 6m 6m (line) shooting 9m 9m shooting Wng. Wing shooting FB Fastbreak sh. 7m 7m penalty sh.  
Brk. Breakthrough sh. LD Long distance sh. As. Assists PC Pass clear chance E7 Earned 7m pen. TF Technical faults St. Steals  
2m 2m punishments C7. Committed 7m E2 Earned 2m pun. YC. Yellow cards R/B Red/Blue cards Blk. Blocks S Starting Line-up



# 2019 IHF Men's Junior (U21) World Championship

## Pontevedra / Vigo (Spain)

### Group B



#### Match Team Statistics

Match No. 13

## Nigeria 30 - 47 Egypt

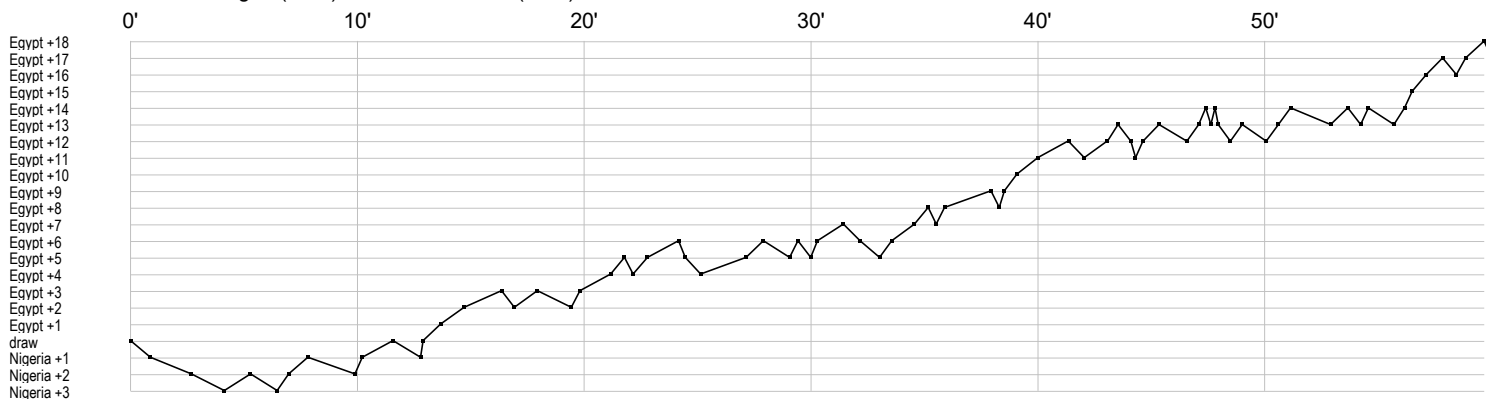
(13 - 18) (17 - 29)

17.7.2019. 17:00

Attendance: 100

As Travesas Sports Hall

Referees: Kuursad Erdogan (TUR) / Ibrahim Ozdeniz (TUR)



### Nigeria

2	Mohammed D	f t f g g p t g p g g e t p p a f p p p p p t t g
4	Owolabi I	e f g g 2 f e g f f e f b f a g
7	Anas M	g f f f i a a a g t g f p b g f
10	Cole G	f t f g f f g g g t t a f g a f f
11	Ataboh A	t f t i a f t f g a p
12	Solomon M	s r r r r s s r r r r s r r s r r s r r r s r r r r r r r r
14	Usman S	g t f t t g f g g g f f f
17	Ibrahim J	f g f a b
19	Terrumun S	r r r r r r r r s s r r r r r r r r
21	Rotibi V	f x a g g g
25	Hassan N	a g g f f f cr
30	Agada A	x 2 t 2 2

### Egypt

1	Mohamed	r r r s r s r r s r s r r s r r
4	Mohamed	f a pa a g g i a a p f a f g
5	Ramadan	f y g g a p f g g g g a a g g
8	Abdalla	f f g g f f a p a g g g t a g p a t g
10	Khaled	f g a a g g f g a
11	Walid Ibrahim	x c 2 a xt t ga
16	Taha Ali A	s r r s a r s s r s s r s r r r r r r r r r r s r s r r s r s r
18	Sami Dahroug	g g e i g g g
42	Walid Kaddah	b xy f a f 2
44	Hesham	f x a b f f x a g c g c a a 2 p
45	Mohamed	a a f g a p f g g a g x f x
55	Mamdouh	g 2 i f t p
69	Ayman	g ga f g b g g a g f g g b g
74	Mohammed Y	t f a
89	Magdy	a p g a
98	Ehab Hassan	f p g

In game	g Goal scored	f Missed shot	a Assist	t Technical faults	b Steal
2 2min suspension	e Earned 7m	c Committed 7m	y Yellow card	r Red Card	k Blue card
i Earned 2min.	x Block	4 4min suspension	p Pass for clear chance	s Saved shot	r Received goal