



2019 IHF Men's Junior (U21) World Championship

Pontevedra / Vigo (Spain)

Group D



Match Team Statistics

Match No. 12

Norway 31 - 32 Denmark

(14 - 20) (17 - 12)

16.7.2019. 12:00

Attendance: 300

Pavillon Municipal de
Deportes de Pontevedra

Referees: Javier Alvarez Mata (ESP) / Yon Bustamante (ESP)

Norway

Players		Goals / shots									Attack					Def.			Penalties			TP				
#	Surname and name	S	Tot.	%	9m	6m	Wing	7m	FB	Brk.	LD	As.	PC	E7	E2	TF	St.	C7	Blk	YC	2m	R	B			
1	HAUG Robin Paulsen	S																							54:13	
2	NAERLAND Ole	S	5/7	71		4/6			1/1			1			1										39:35	
3	LUNDE Felix Abrahamsen																									
4	SIMONSEN Sander Lovlie		1/2	50			1/2																		30:22	
8	HELDAL Sindre	S	2/3	67	1/1	0/1		1/1																	29:53	
9	HAUGSENG Rassin	S	1/1	100					1/1			2	1			2	1								32:33	
10	HAUGSENG Tord		0/2	0	0/2								1		1										4:57	
11	HAUGSENG Andreas Horst	S	4/5	80	2/3	1/1				1/1		2	1		1	5			3	1	1	1			44:33	
12	IMSGARD Emil Kheri																								0:07	
13	LODE Tord Aksnes		6/6	100	1/1	1/1	3/3		1/1			1		1			1							1	30:00	
14	PETTERSEN Simen Holand	S	3/9	33	2/7	1/1				0/1		3	1		1	1	1	1						1	34:52	
19	BOILESEN Thomas Horneland		3/3	100	2/2				1/1				1			1								2	26:58	
20	STORBUGT August																							1	8:15	
24	RONNINGEN Vetle		3/6	50	2/4	0/1			1/1			1				1	1							1	40:23	
26	MITROVIC Alexander	S	1/2	50	1/2							1				1									13:18	
77	SEIME Leander Myklebust		2/2	100			1/1				1/1	1													30:01	
	Team / bench																								1	
	UKUPNO		31/48	65	11/22	7/11	5/6	1/1	5/5	1/2	1/1	12	5	1	4	11	1	3	3	2	7	0	0			

Goalkeepers		Saves / shots								
#	Surname and name	Tot.	%	9m	6m	Wing	7m	FB	Brk.	LD
1	HAUG Robin Paulsen	18/49	37	10/19	0/3	2/8	3/4	1/9	2/6	
12	IMSGARD Emil Kheri									
	TOTAL	18/49	37	10/19	0/3	2/8	3/4	1/9	2/6	0/0

Coach: Joar Gjerde

Number of attacks: 46, Efficiency: 67%, Average Duration: 30.9 seconds

Attack by type of defense

	Shots	9m	6m	Wing	TF	E7	E2
On def. 6-0	24/41	11/22	7/11	5/6	11	1	4
Fastbreak	5/5				0	0	0

Defense by type

	Total	9m	6m	Wing	Stl.	C7	2m
Def. 6-0	22/43	9/24	3/4	6/9	1	3	7
Fastbreak	8/9				0	0	0

Attack with goalkeeper out

	Attack				Reaction		
	Att.	Eff.	Shots	TF	FB	LD	Tot.
GK out (7 on 6)	2	100%	2/3	1	0/0	0/0	0/0
GK out pl. minority	3	0%	0/0	0	0/0	0/0	0/0
GK in	41	71%	29/45	10	8/9	1/1	9/10

GK out attack is counted if one part or whole attack was GK out

Attack with player superiority/minority

	Attack				Reaction		
	Att.	Eff.	Shots	TF	FB	LD	Tot.
Superiority +1	8	75%	6/9	2	2/2	0/0	2/2
Normal	25	72%	18/27	6	3/4	0/0	3/4
Minority -1	4	50%	2/5	2	0/0	1/1	1/1
Minority -2	2	50%	1/1	0	0/0	0/0	0/0

Player superiority counted at the end of attack (in case it changes during attack)

Defense with opponent goalkeeper out

	Attack				Reaction		
	Att.	Eff.	Shots	TF	FB	LD	Tot.
GK out (7 on 6)	3	167%	5/6	0	0/0	0/0	0/0
GK in	40	68%	27/51	8	5/5	1/1	6/6

Defense with player superiority/minority

	Attack				Reaction		
	Att.	Eff.	Shots	TF	FB	LD	Tot.
Minority -2	1	200%	2/3	0	0/0	0/0	0/0
Minority -1	8	88%	7/10	0	0/0	0/0	0/0
Normal	19	63%	12/30	5	3/3	1/1	4/4
Superiority +1	10	60%	6/7	1	0/0	0/0	0/0

Jersey number Tot. Total shooting 6m 6m (line) shooting 9m 9m shooting Wng. Wing shooting FB Fastbreak sh. 7m 7m penalty sh.
Brk. Breakthrough sh. LD Long distance sh. As. Assists PC Pass clear chance E7 Earned 7m pen. TF Technical faults St. Steals
2m 2m punishments C7. Committed 7m E2 Earned 2m pun. YC. Yellow cards R/B Red/Blue cards Blk. Blocks S Starting Line-up



2019 IHF Men's Junior (U21) World Championship

Pontevedra / Vigo (Spain)

Group D



Match Team Statistics

Match No. 12

Norway 31 - 32 Denmark

(14 - 20) (17 - 12)

16.7.2019. 12:00

Attendance: 300

Pavillon Municipal de
Deportes de Pontevedra

Referees: Javier Alvarez Mata (ESP) / Yon Bustamante (ESP)

Shot distribution by player

2 O. Naerland

		1/2
	1/1	0/1
1/1		2/2

3 F. Lunde

4 S. Simonsen

		0/1
1/1		

8 S. Heldal

0/1		
	1/1	1/1

9 R. Haugseng

1/1		

10 T. Haugseng

		0/1

1 block

11 A. Haugseng

	1/1	
		1/1
2/2		

1 block

13 T. Lode

		1/1
2/2		
1/1	1/1	

1/1 lob

14 S. Pettersen

0/1	0/1	
1/1	1/1	1/1

3 post 1 miss.

19 T. Boilesen

2/2		1/1

20 A. Storbugt

24 V. Ronningen

0/1	0/1	
	0/1	1/1
		1/1

26 A. Mitrovic

		1/2

77 L. Seime

	1/1	1/1

TOTAL

0/1	1/2	2/3
2/4	1/3	2/5
9/9	4/4	8/9

3 post 1 miss. 2 block 1/1 lob

Saves distribution goalkeepers

1 R. Haug

0/3		0/2
1/3	1/1	2/4
3/14	6/11	5/12

12 E. Imsgard

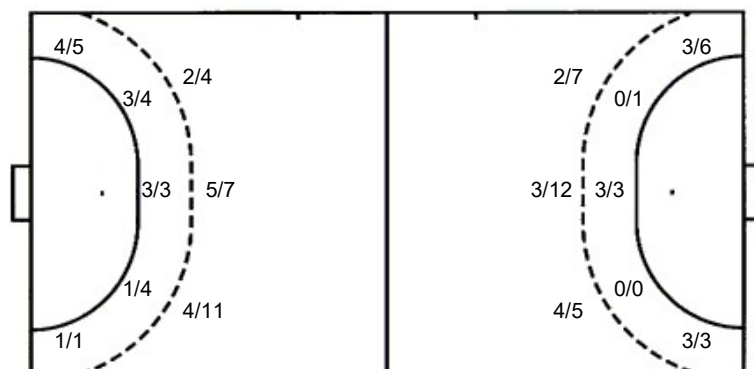
TOTAL

0/3		0/2
1/3	1/1	2/4
3/14	6/11	5/12

Shots by position

ATTACK

DEFENSE



7m penalties 1/1
Fastbreak 5/5
Breakthrough 1/2
Long dist. 1/1

7m penalties 1/4
Fastbreak 8/9
Breakthrough 4/6
Long dist. 1/1

Shooting statistics

Position	Goals	Sav.	Miss.	Post	Blk.	Total	%
Back (9m)	11	5	1	3	2	22	50
Line (6m)	7	4	0	0	0	11	64
Wing	5	1	0	0	0	6	83
7m penalties	1	0	0	0	0	1	100
Fastbreak	5	0	0	0	0	5	100
Breakthrough	1	1	0	0	0	2	50
Total	30	11	1	3	2	47	64

Jersey number Tot. Total shooting 6m 6m (line) shooting 9m 9m shooting Wng. Wing shooting FB Fastbreak sh. 7m 7m penalty sh.
Brk. Breakthrough sh. LD Long distance sh. As. Assists PC Pass clear chance E7 Earned 7m pen. TF Technical faults St. Steals
2m 2m punishments C7. Committed 7m E2 Earned 2m pun. YC. Yellow cards R/B Red/Blue cards Blk. Blocks S Starting Line-up



2019 IHF Men's Junior (U21) World Championship

Pontevedra / Vigo (Spain)

Group D



Match Team Statistics

Match No. 12

Norway 31 - 32 Denmark

(14 - 20) (17 - 12)

16.7.2019. 12:00

Attendance: 300

Pavillon Municipal de
Deportes de Pontevedra

Referees: Javier Alvarez Mata (ESP) / Yon Bustamante (ESP)

Denmark

Players		Goals / shots									Attack					Def.			Penalties			TP					
#	Surname and name	S	Tot.	%	9m	6m	Wing	7m	FB	Brk.	LD	As.	PC	E7	E2	TF	St.	C7	Blk	YC	2m	R	B				
3	AGGER PEDERSEN Anders																							1			4:01
4	MAGAARD Andreas		2/2	100		1/1			1/1																		16:11
5	MOLLER Mathias B.	S	3/6	50	1/3	1/1		0/1		1/1		1			1												23:08
6	WURTZ Jonathan	S	1/3	33	0/2					1/1															1		21:48
7	VINTHER Nikolai S.	S	11/11	100	3/3		3/3		5/5			1															56:14
8	LINDGREN Kasper		0/1	0			0/1														1	2					30:49
10	TILSTED Frederik		1/3	33	0/1			0/1	1/1			1													1		16:31
11	GIDSEL Mathias		3/6	50	1/2			0/1	1/2		1/1	4	2	1	3	4	1										43:04
12	BOUTAF Salah	S														1											16:44
14	JORGENSEN Lukas	S	1/1	100		1/1							1	2	1	1		1									41:30
15	LAERKE Emil	S	3/11	27	1/7	0/1		1/1		1/2		2	1		2				1								45:37
18	DOLBERG PLOUGSTRUP Jens		3/5	60	2/3					1/2		2			1												11:51
19	IVERSEN Frederik	S	3/5	60			3/5																	1			45:44
20	BONDE Christoffer											1															34:15
21	NORLYK Oliver		1/3	33	1/3							1			1				1								10:32
22	RASMUSSEN Oscar V.																										
	Team / bench																								1		
	UKUPNO		32/57	56	9/24	3/4	6/9	1/4	8/9	4/6	1/1	13	4	3	6	9	1	1	2	2	5	1	0				

Goalkeepers		Saves / shots								
#	Surname and name	Tot.	%	9m	6m	Wing	7m	FB	Brk.	LD
12	BOUTAF Salah	1/10	10	1/5	0/2	0/1		0/2		
20	BONDE Christoffer	10/29	34	4/11	4/9	1/4	0/1	0/2	1/2	
	TOTAL	11/39	28	5/16	4/11	1/5	0/1	1/4	1/2	0/0

Coach: **Stefan Madsen**

Number of attacks: 45, Efficiency: 71%, Average Duration: 47.8 seconds

Attack by type of defense

	Shots	9m	6m	Wing	TF	E7	E2
On def. 6-0	22/43	9/24	3/4	6/9	8	3	6
Fastbreak	8/9				1	0	0

Defense by type

	Total	9m	6m	Wing	Stl.	C7	2m
Def. 6-0	24/41	11/22	7/11	5/6	1	1	5
Fastbreak	5/5				0	0	0

Attack with goalkeeper out

	Attack				Reaction		
	Att.	Eff.	Shots	TF	FB	LD	Tot.
GK out (7 on 6)	3	167%	5/6	0	0/0	0/0	0/0
GK out pl. minority	2	0%	0/0	0	0/0	0/0	0/0
GK in	40	68%	27/51	8	5/5	1/1	6/6

GK out attack is counted if one part or whole attack was GK out

Defense with opponent goalkeeper out

	Attack				Reaction		
	Att.	Eff.	Shots	TF	FB	LD	Tot.
GK out (7 on 6)	2	100%	2/3	1	0/0	0/0	0/0
GK in	41	71%	29/45	10	8/9	1/1	9/10

Attack with player superiority/minority

	Attack				Reaction		
	Att.	Eff.	Shots	TF	FB	LD	Tot.
Superiority +2	1	200%	2/3	0	0/0	0/0	0/0
Superiority +1	8	88%	7/10	0	0/0	0/0	0/0
Normal	19	63%	12/30	5	3/3	1/1	4/4
Minority -1	10	60%	6/7	1	0/0	0/0	0/0

Player superiority counted at the end of attack (in case it changes during attack)

Defense with player superiority/minority

	Attack				Reaction		
	Att.	Eff.	Shots	TF	FB	LD	Tot.
Minority -1	8	75%	6/9	2	2/2	0/0	2/2
Normal	25	72%	18/27	6	3/4	0/0	3/4
Superiority +1	4	50%	2/5	2	0/0	1/1	1/1
Superiority +2	2	50%	1/1	0	0/0	0/0	0/0

Jersey number Tot. Total shooting 6m 6m (line) shooting 9m 9m shooting Wng. Wing shooting FB Fastbreak sh. 7m 7m penalty sh.
Brk. Breakthrough sh. LD Long distance sh. As. Assists PC Pass clear chance E7 Earned 7m pen. TF Technical faults St. Steals
2m 2m punishments C7 Committed 7m E2 Earned 2m pun. YC. Yellow cards R/B Red/Blue cards Blk. Blocks S Starting Line-up



2019 IHF Men's Junior (U21) World Championship

Pontevedra / Vigo (Spain)

Group D



Match Team Statistics

Match No. 12

Norway 31 - 32 Denmark

(14 - 20) (17 - 12)

16.7.2019. 12:00

Attendance: 300

Pavillon Municipal de
Deportes de Pontevedra

Referees: Javier Alvarez Mata (ESP) / Yon Bustamante (ESP)

Shot distribution by player

3 A. Agger Pedersen

4 A. Magaard

	2/2	

5 M. Moller

1/1	1/1	1/3

1 post

6 J. Wurtz

		1/1
		0/1

1 block

7 N. Vinther

2/2		
1/1		
6/6	2/2	

8 K. Lindgren

		0/1

10 F. Tilsted

		1/1
	0/2	

11 M. Gidsel

	0/1	
1/2		2/3

14 L. Jorgensen

		1/1

15 E. Laerke

1/1		1/1
0/2	0/2	1/3

2 block

18 J. Dolberg
Plougstrup

1/2		
1/1		1/1

1 miss.

19 F. Iversen

		1/1
1/1	0/1	1/1

1 miss.

21 O. Norlyk

1/1	0/1	

1 post

22 O. Rasmussen

TOTAL

3/3		2/2
2/3	0/1	2/4
11/14	5/11	7/12

2 post 2 miss. 3 block

Saves distribution goalkeepers

12 S. Boutaf

	0/1	
0/4		1/5

20 C. Bonde

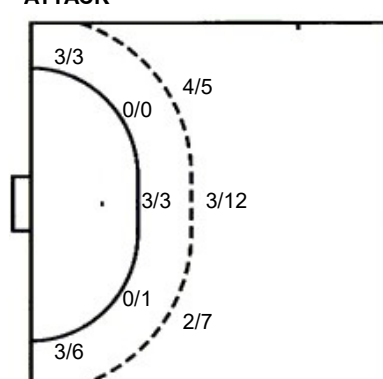
1/1	1/2	1/3
2/4	2/2	3/5
0/5	0/4	0/4

TOTAL

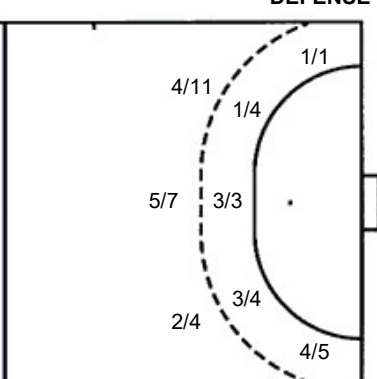
1/1	1/2	1/3
2/4	2/3	3/5
0/9	0/4	1/9

Shots by position

ATTACK



DEFENSE



7m penalties 1/4
Fastbreak 8/9
Breakthrough 4/6
Long dist. 1/1

7m penalties 1/1
Fastbreak 5/5
Breakthrough 1/2
Long dist. 1/1

Shooting statistics

Position	Goals	Sav.	Miss.	Post	Blk.	Total	%
Back (9m)	9	10	1	2	2	24	38
Line (6m)	3	0	0	0	1	4	75
Wing	6	2	1	0	0	9	67
7m penalties	1	3	0	0	0	4	25
Fastbreak	8	1	0	0	0	9	89
Breakthrough	4	2	0	0	0	6	67
Total	31	18	2	2	3	56	55

Jersey number Tot. Total shooting 6m 6m (line) shooting 9m 9m shooting Wng. Wing shooting FB Fastbreak sh. 7m 7m penalty sh.
 Brk. Breakthrough sh. LD Long distance sh. As. Assists PC Pass clear chance E7 Earned 7m pen. TF Technical faults St. Steals
 2m 2m punishments C7. Committed 7m E2 Earned 2m pun. YC. Yellow cards R/B Red/Blue cards Blk. Blocks S Starting Line-up

